

**DEPARTMENT OF MATHEMATICAL SCIENCES**  
**AWADHESH PRATAP SINGH UNIVERSITY, REWA (M.P.)**  
**Students Feedback Analysis and Action Taken Report 2020-21**

The Students Feedback (overall) is collected at Department of Mathematical Sciences, Awadhesh Pratap Singh University, Rewa from 31 students for the academic year 2020-21. The students have given their responses for the following components/Attributes:

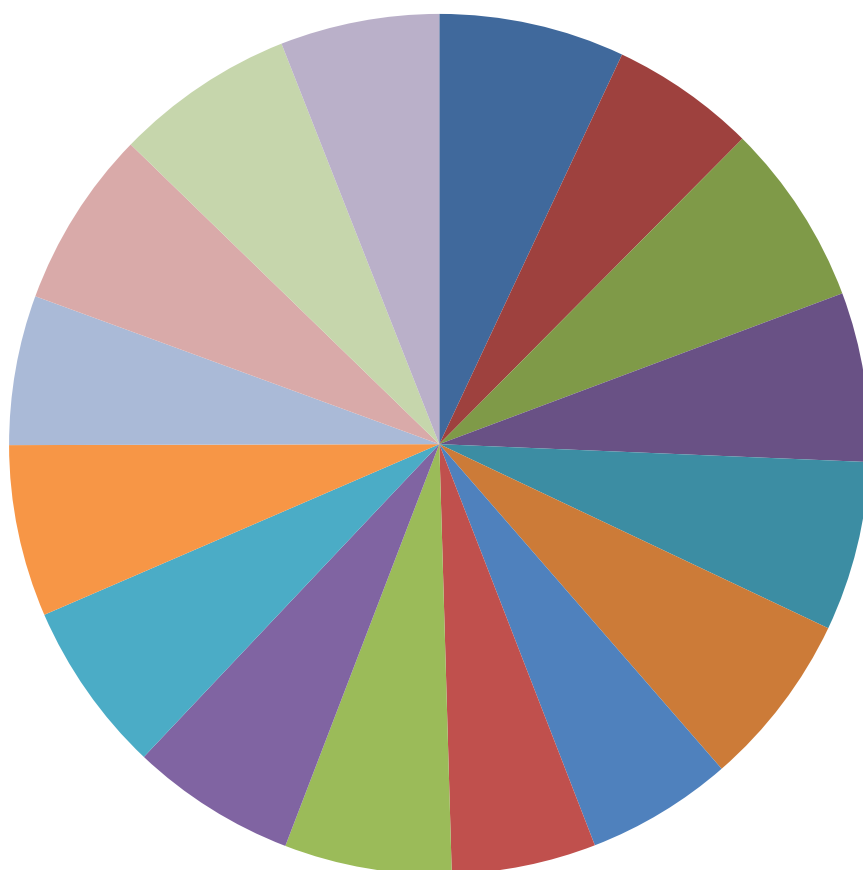
<b>Question Number</b>	<b>Components/Attributes</b>
1	Satisfaction with your course
2	Library Facility
3	Evaluations of answer sheets
4	Extra co-curricular activities
5	Leadership and Encouragement
6	Atmosphere in University Campus
7	Canteen facilities in the University
8	Wash room and Lavatory facilities in the University
9	Online facilities in the University
10	Health Care facilities in the University
11	Support of the non-teaching staff
12	Cleanliness
13	Transport facility and connectivity
14	Environment in the University
15	Your Support and dedication towards your University
16	Hostel facilities in the University (if applicable)

## Students Feedback Analysis Year 2020-21

Question Number	Mean	Median	Average Deviation	Minimum	Maximum
1.	4.81	5	0.31	1	5
2.	3.71	4	0.77	1	5
3.	4.74	5	0.40	1	5
4.	4.74	5	0.40	1	5
5.	4.87	5	0.22	1	5
6.	4.77	5	0.36	1	5
7.	3.58	4	1.01	1	5
8.	4.29	4	0.50	1	5
9.	4.48	5	0.63	1	5
10.	4.61	5	0.52	1	5
11.	4.65	5	0.46	1	5
12.	4.58	5	0.51	1	5
13.	4.52	5	0.66	1	5
14.	4.90	5	0.17	1	5
15.	4.71	5	0.45	1	5
16.	3.71	4	0.83	1	5

### Average Feedback

- Satisfaction with your course
- Library Facility
- Evaluations of answer sheets
- Extra co-curricular activities
- Leadership and Encouragement
- Atmosphere in University Campus
- Canteen facilities in the University
- Wash room and Lavatory facilities in the University
- Online facilities in the University
- Health Care facilities in the University
- Support of the non-teaching staff
- Cleanliness
- Transport facility and connectivity
- Environment in the University
- Your Support and dedication towards your University
- Hostel facilities in the University (if applicable)



## Action Taken Report:

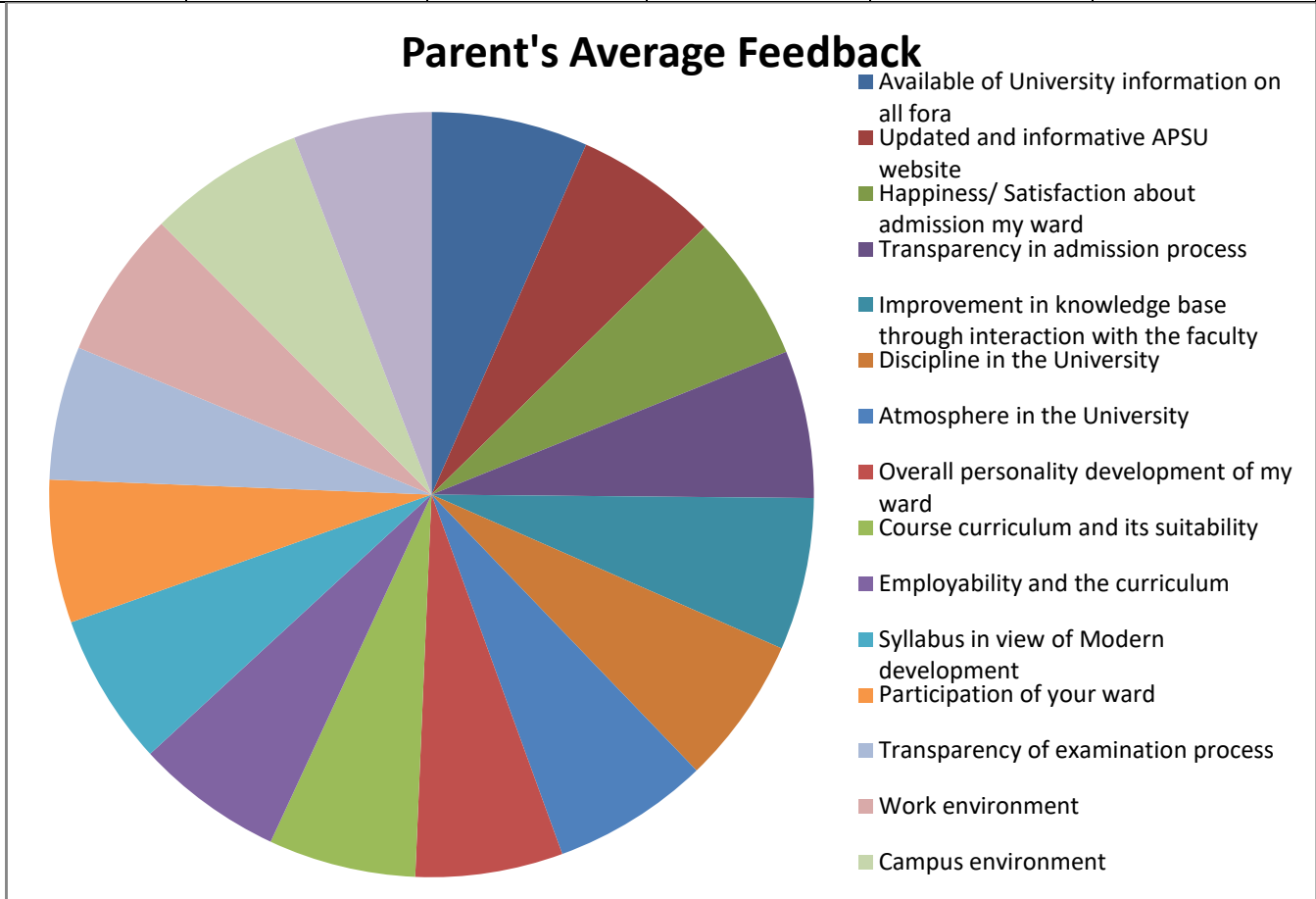
The following gives the average feedback score below 4 on which issues raised by students and the subsequent action taken by our University during the session 2020-21:

<b>Question Number</b>	<b>Average Score Scale (1-5)</b>	<b>Action Taken</b>
<b>2.</b>	<b>3.71</b>	At present Central Library facilities of our University are available with Wi-Fi connection, E-Journals and E-Books subscriptions.
<b>7.</b>	<b>3.79</b>	Canteen facility inside the campus have been improved.
<b>16.</b>	<b>3.63</b>	Inside our University campus, furnished hostel facilities for Boys and Girls are available.

The Parents Feedback form is collected at Department of Mathematical Sciences, Awadhesh Pratap Singh University, Rewa from 07Parents for theacademic year 2020-21. The parents have given their responses on the followingparticulars:

<b>Question Number</b>	<b>Particulars</b>
1	Available of University information on all fora
2	Updated and informative APSU website
3	Happiness/ Satisfaction about admission my ward
4	Transparency in admission process
5	Improvement in knowledge base through interaction with the faculty
6	Discipline in the University
7	Atmosphere in the University
8	Overall personality development of my ward
9	Course curriculum and its suitability
10	Employability and the curriculum
11	Syllabus in view of Modern development
12	Participation of your ward
13	Transparency of examination process
14	Work environment
15	Campus environment
16	Hostel facilities

Parents Feedback Analysis Year 2020-21					
Question Number	Mean	Median	Average Deviation	Minimum	Maximum
1.	4.86	5	0.24	1	5
2.	4.43	4	0.49	1	5
3.	4.57	5	0.49	1	5
4.	4.57	5	0.49	1	5
5.	4.71	5	0.41	1	5
6.	4.57	5	0.61	1	5
7.	4.86	5	0.24	1	5
8.	4.57	5	0.49	1	5
9.	4.57	5	0.49	1	5
10.	4.57	5	0.61	1	5
11.	4.71	5	0.49	1	5
12.	4.43	5	0.65	1	5
13.	4.14	5	1.22	1	5
14.	4.57	5	0.49	1	5
15.	4.86	5	0.24	1	5
16.	4.29	5	1.02	1	5



**The analysis of Parents feedback shows that average of all the particulars is more than 4 which is very good. No action needed on these particulars.**

**DEPARTMENT OF MATHEMATICAL SCIENCES**  
**AWADHESH PRATAP SINGH UNIVERSITY, REWA (M.P.)**  
**Students Feedback Analysis and Action Taken Report 2021-22**

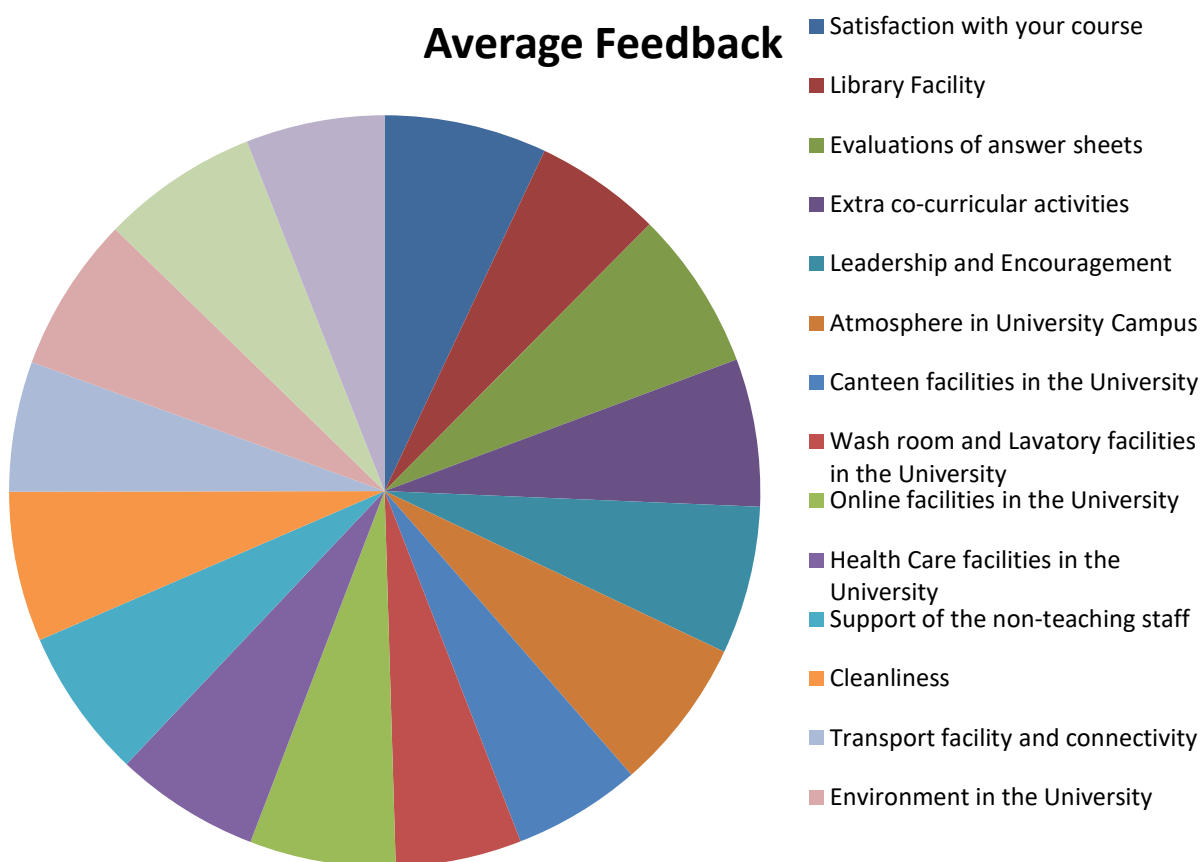
The Students Feedback (overall) is collected at Department of Mathematical Sciences, Awadhesh Pratap Singh University, Rewa from 106 students for the academic year 2021-22. The students have given their responses for the following components/Attributes:

<b>Question Number</b>	<b>Components/Attributes</b>
1	Satisfaction with your course
2	Library Facility
3	Evaluations of answer sheets
4	Extra co-curricular activities
5	Leadership and Encouragement
6	Atmosphere in University Campus
7	Canteen facilities in the University
8	Wash room and Lavatory facilities in the University
9	Online facilities in the University
10	Health Care facilities in the University
11	Support of the non-teaching staff
12	Cleanliness
13	Transport facility and connectivity
14	Environment in the University
15	Your Support and dedication towards your University
16	Hostel facilities in the University (if applicable)

## Students Feedback Analysis Year 2021-22

Question Number	Mean	Median	Average Deviation	Minimum	Maximum
1.	4.88	5	0.22	1	5
2.	3.81	4	0.89	1	5
3.	4.79	5	0.35	1	5
4.	4.44	5	0.62	1	5
5.	4.45	5	0.57	1	5
6.	4.59	5	0.61	1	5
7.	3.84	4	0.89	1	5
8.	3.79	4	0.83	1	5
9.	4.39	5	0.68	1	5
10.	4.35	5	0.70	1	5
11.	4.51	5	0.62	1	5
12.	4.51	5	0.60	1	5
13.	3.92	4	0.82	1	5
14.	4.67	5	0.49	1	5
15.	4.72	5	0.44	1	5
16.	4.17	4	0.77	1	5

### Average Feedback



## Action Taken Report

The following gives the average feedback score below 4 on which issues raised by students and the subsequent action taken by our University during the session 2021-22:

<b>Question Number</b>	<b>Average Score Scale (1-5)</b>	<b>Action Taken</b>
<b>2.</b>	<b>3.81</b>	At present Central Library facilities of our University are available with Wi-Fi connection, E-Journals and E-Books subscriptions.
<b>7.</b>	<b>3.84</b>	Canteen facility inside the campus have been improved.
<b>8.</b>	<b>3.79</b>	Washrooms our department are under renovation.
<b>13.</b>	<b>3.92</b>	Our University is well connected by road, it is situated on state highway Rewa-Sirmaur. There are frequent public transports from any anywhere.



**DEPARTMENT OF MATHEMATICAL SCIENCES**  
**AWADHESH PRATAP SINGH UNIVERSITY, REWA (M.P.)**  
**Students Feedback Analysis and Action Taken Report 2021-22**

The Students Feedback (overall) is collected at Department of Mathematical Sciences, Awadhesh Pratap Singh University, Rewa from 106 students for the academic year 2021-22. The students have given their responses for the following components/Attributes:

Question Number	Components/Attributes
1	Satisfaction with your course
2	Library Facility
3	Evaluations of answer sheets
4	Extra co-curricular activities
5	Leadership and Encouragement
6	Atmosphere in University Campus
7	Canteen facilities in the University
8	Wash room and Lavatory facilities in the University
9	Online facilities in the University
10	Health Care facilities in the University
11	Support of the non-teaching staff
12	Cleanliness
13	Transport facility and connectivity
14	Environment in the University
15	Your Support and dedication towards your University
16	Hostel facilities in the University (if applicable)



**HEAD**  
**Dept. of Mathematical Sciences**  
**A. P. S. University, Rewa (M. P.) 486011**

## Students Feedback Analysis Year 2021-22

Question Number	Mean	Median	Average Deviation	Minimum	Maximum
1.	4.88	5	0.22	1	5
2.	3.81	4	0.89	1	5
3.	4.79	5	0.35	1	5
4.	4.44	5	0.62	1	5
5.	4.45	5	0.57	1	5
6.	4.59	5	0.61	1	5
7.	3.84	4	0.89	1	5
8.	3.79	4	0.83	1	5
9.	4.39	5	0.68	1	5
10.	4.35	5	0.70	1	5
11.	4.51	5	0.62	1	5
12.	4.51	5	0.60	1	5
13.	3.92	4	0.82	1	5
14.	4.67	5	0.49	1	5
15.	4.72	5	0.44	1	5
16.	4.17	4	0.77	1	5

The following gives the average feedback score below 4 on which issues raised by students and the subsequent action taken by our University during the session 2021-22:

Question Number	Average Score Scale (1-5)	Action Taken
2.	3.81	At present Central Library facilities of our University are available with Wi-Fi connection, E-Journals and E-Books subscriptions.
7.	3.84	Canteen facility inside the campus have been improved.
8.	3.79	Washrooms our department are under renovation.
13.	3.92	Our University is well connected by road, it is situated on state highway Rewa-Sirmaur. There are frequent public transports from any anywhere.



**REAL**  
**Dept. of Mathematical Science,**  
**A. P. S. University, Rewa (M. P.) 48600**

**DEPARTMENT OF MATHEMATICAL SCIENCES**  
**AWADHESH PRATAP SINGH UNIVERSITY, REWA (M.P.)**  
**Students Feedback Analysis and Action Taken Report 2020-21**

The Students Feedback (overall) is collected at Department of Mathematical Sciences, Awadhesh Pratap Singh University, Rewa from 31 students for the academic year 2020-21. The students have given their responses for the following components/Attributes:

Question Number	Components/Attributes
1	Satisfaction with your course
2	Library Facility
3	Evaluations of answer sheets
4	Extra co-curricular activities
5	Leadership and Encouragement
6	Atmosphere in University Campus
7	Canteen facilities in the University
8	Wash room and Lavatory facilities in the University
9	Online facilities in the University
10	Health Care facilities in the University
11	Support of the non-teaching staff
12	Cleanliness
13	Transport facility and connectivity
14	Environment in the University
15	Your Support and dedication towards your University
16	Hostel facilities in the University (if applicable)



**HEAD**

**Dept. of Mathematical Sciences**  
**A. P. S. University, Rewa (M. P.) 486661**

## Students Feedback Analysis Year 2020-21

Question Number	Mean	Median	Average Deviation	Minimum	Maximum
1.	4.81	5	0.31	1	5
2.	3.71	4	0.77	1	5
3.	4.74	5	0.40	1	5
4.	4.74	5	0.40	1	5
5.	4.87	5	0.22	1	5
6.	4.77	5	0.36	1	5
7.	3.58	4	1.01	1	5
8.	4.29	4	0.50	1	5
9.	4.48	5	0.63	1	5
10.	4.61	5	0.52	1	5
11.	4.65	5	0.46	1	5
12.	4.58	5	0.51	1	5
13.	4.52	5	0.66	1	5
14.	4.90	5	0.17	1	5
15.	4.71	5	0.45	1	5
16.	3.71	4	0.83	1	5

The following gives the average feedback score below 4 on which issues raised by students and the subsequent action taken by our University during the session 2020-21:

Question Number	Average Score Scale (1-5)	Action Taken
2.	3.71	At present Central Library facilities of our University are available with Wi-Fi connection, E-Journals and E-Books subscriptions.
7.	3.79	Canteen facility inside the campus have been improved.
16.	3.63	Inside our University campus, furnished hostel facilities for Boys and Girls are available.



**HEAD**  
 Dept. of Mathematical Science.  
 A. P. S. University, Rowa (M. P.) 48601

The Parents Feedback form is collected at Department of Mathematical Sciences, Awadhesh Pratap Singh University, Rewa from 07 Parents for the academic year 2020-21. The parents have given their responses on the following particulars:

Question Number	Particulars
1	Available of University information on all fora
2	Updated and informative APSU website
3	Happiness/ Satisfaction about admission my ward
4	Transparency in admission process
5	Improvement in knowledge base through interaction with the faculty
6	Discipline in the University
7	Atmosphere in the University
8	Overall personality development of my ward
9	Course curriculum and its suitability
10	Employability and the curriculum
11	Syllabus in view of Modern development
12	Participation of your ward
13	Transparency of examination process
14	Work environment
15	Campus environment
16	Hostel facilities



**HEAD**  
**Dept. of Mathematical Science,**  
**A. P. S. University, Rewa (M. P.) 486001**

## Parents Feedback Analysis Year 2020-21

Question Number	Mean	Median	Average Deviation	Minimum	Maximum
1.	4.86	5	0.24	1	5
2.	4.43	4	0.49	1	5
3.	4.57	5	0.49	1	5
4.	4.57	5	0.49	1	5
5.	4.71	5	0.41	1	5
6.	4.57	5	0.61	1	5
7.	4.86	5	0.24	1	5
8.	4.57	5	0.49	1	5
9.	4.57	5	0.49	1	5
10.	4.57	5	0.61	1	5
11.	4.71	5	0.49	1	5
12.	4.43	5	0.65	1	5
13.	4.14	5	1.22	1	5
14.	4.57	5	0.49	1	5
15.	4.86	5	0.24	1	5
16.	4.29	5	1.02	1	5

The analysis of Parents feedback shows that average of all the particulars is more than 4 which is very good. No action needed on these particulars.



**HEAD**

Dept. of Mathematical Science.  
A. P. S. University, Rowa (M. P.) 486001

# DEPARTMENT OF CHEMISTRY

AWADHESH PRATAP SINGH UNIVERSITY, REWA (M.P.)

## Students Feedback Analysis and Action Taken Report

BATCH: 2019-2022

### Student Feedback

All students of various courses (Regular and self-supporting) of the department were asked to give feedback. Total 362 students of this department have submitted their honest feedback. On the basis of these received feedback, the statistical report is prepared. The activities of department in the above feedback form with eleven sections have been analysed to create a quality profile for the department to establish a quality index profile. The response of this feedback form consists of four options (i) Very good (ii) Good (iii) Satisfactory and (iv) Unsatisfactory. The student may select any one option of the four. The analyses are shown in bar charts. We have collected feedback form our B.Sc. Chemistry/Biochemistry under graduate first, second and final year students and M.Sc. Chemistry/Biochemistry post graduate first and final year students. This feedback form is divided in to two parts: (i) course wise and (ii) overall

#### (i) Course wise

In this section feedback form has eleven-point scale on the components/attributes is developed. Students felt that the objectives were clear for each course and the course workload was also manageable by the students. The syllabus framed was socially relevant and suitable for the placements in job market. Even the curriculum helps the students to be a responsible citizen of the country.

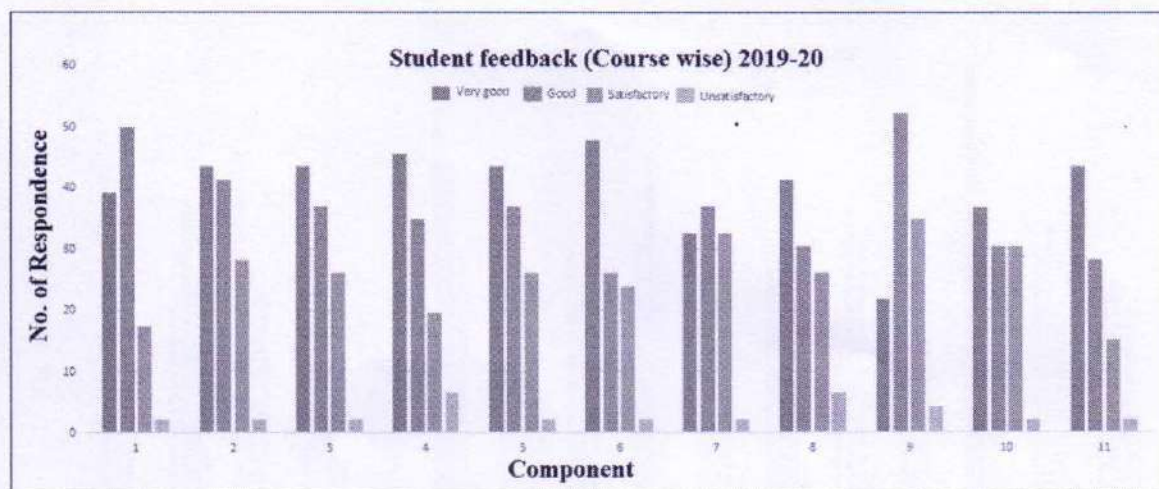
#### (ii) Overall

In this section feedback form has sixteen-point scale on the components. Students felt that the objectives were clear for each fields. The all statements were in the range of 08.11 to 75.00 % with very good, good and satisfactory except in Canteen facilities found range is 06.25 to 40.00 %.

chem/301  
23/01/23

## Student feedback (Course wise) 2019-20

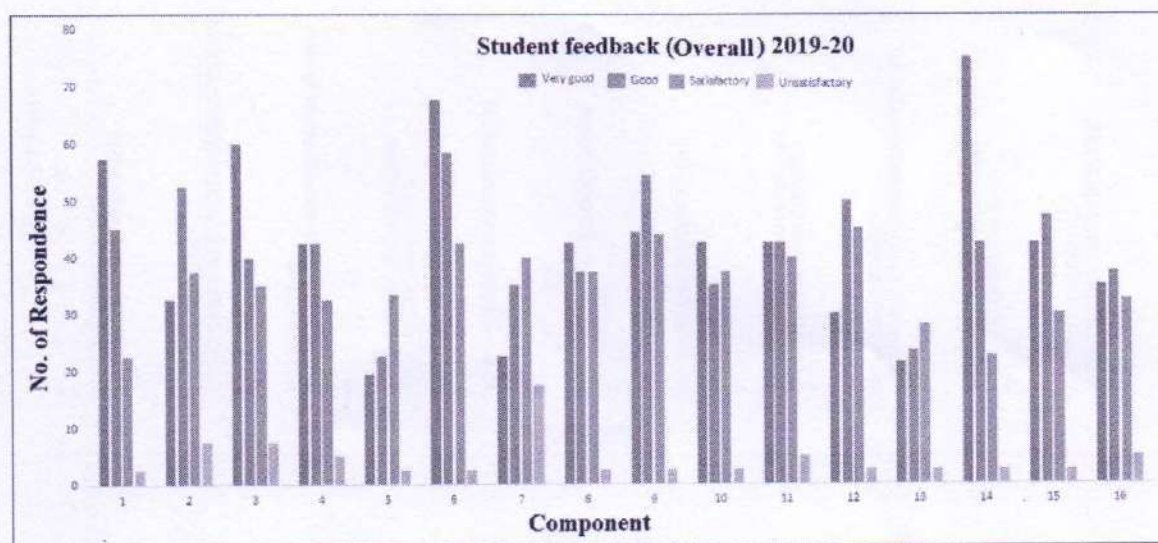
S.No.	Components/Attributes	Response in %			
		Very good	Good	Satisfactory	Unsatisfactory
1	Suitability of Topic	39.13	50.00	17.39	02.17
2	Delivery mode	43.47	41.30	28.26	02.17
3	Presentation and Interaction	43.47	36.95	26.08	02.17
4	Communication	45.65	34.78	19.56	06.52
5	Support by the teacher	43.47	36.95	26.08	02.17
6	Knowledge and wisdom of teacher	47.82	26.08	23.91	02.17
7	Interaction during examination	32.61	36.95	32.60	02.17
8	Knowledge generation through lectures	41.30	30.43	26.08	06.52
9	Questions in the class	21.74	52.17	34.78	04.34
10	Your regularity and punctuality	36.65	30.43	30.43	02.17
11	Overall teaching	43.48	28.26	15.21	02.17





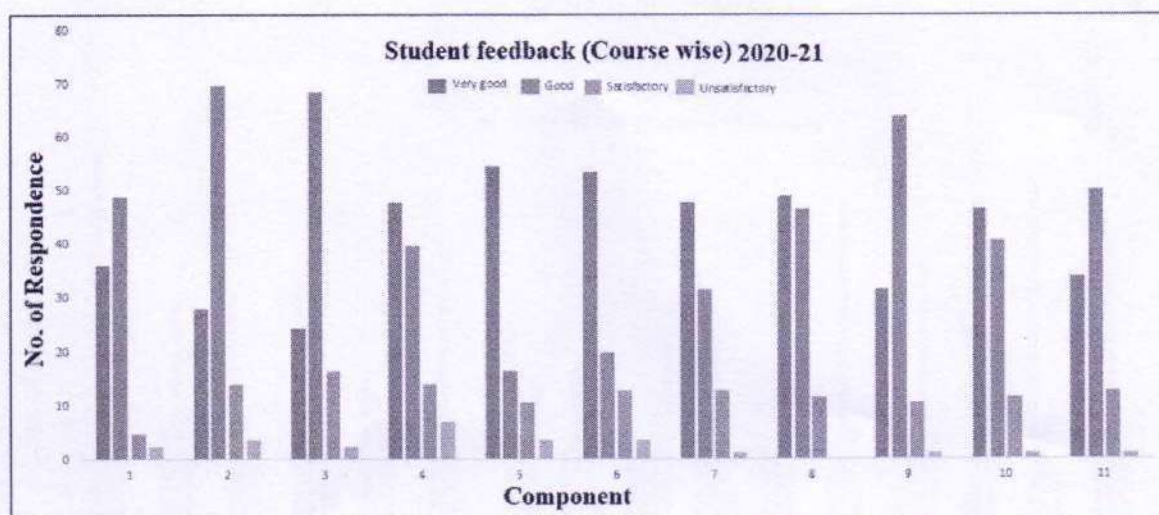
## Student feedback (Overall) 2019-20

S.No.	Components/Attributes	Response in %			
		Very good	Good	Satisfactory	Unsatisfactory
1	Satisfaction with your course	57.50	45.00	22.50	02.50
2	Library facility	32.50	52.50	37.50	07.50
3	Evaluation of answer sheets	60.00	40.00	35.00	07.50
4	Extra co-curricular activities	42.50	42.50	32.50	05.00
5	Leadership and Encouragement	19.50	22.50	33.50	02.50
6	Atmosphere in University Campus	67.50	58.50	42.50	02.50
7	Canteen facilities in the University	22.50	35.00	40.00	17.50
8	Wash room and lavatory facilities in the University	42.50	37.50	37.50	02.50
9	Online facilities in the University	44.50	54.50	44.00	02.50
10	Health Care facilities in the University	42.50	35.00	37.50	02.50
11	Support of the non-teaching staff	42.50	42.50	40.00	05.00
12	Cleanliness	30.00	50.00	45.00	02.50
13	Transport facility and connectivity	21.50	23.50	28.00	02.50
14	Environment in the University	75.00	42.50	22.50	02.50
15	Your support and dedication towards your University	42.50	47.50	30.00	02.50
16	Hostel facilities in the University	35.00	37.50	32.50	05.00



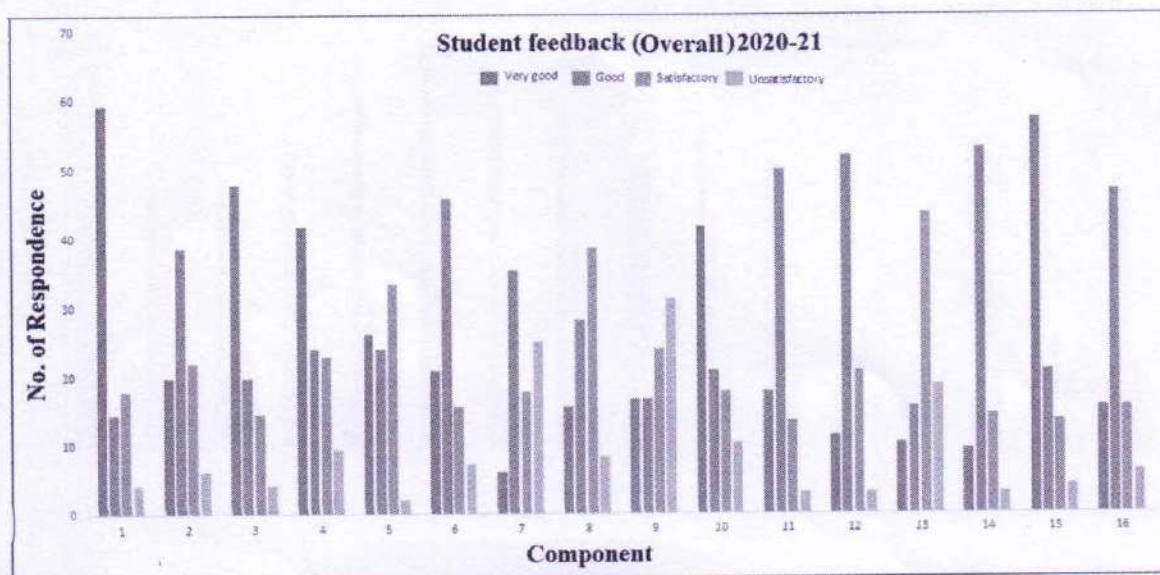
## Student feedback (Course wise) 2020-21

S.No.	Components/Attributes	Response in %			
		Very good	Good	Satisfactory	Unsatisfactory
1	Suitability of Topic	36.04	48.83	04.65	02.32
2	Delivery mode	27.90	69.76	13.95	03.48
3	Presentation and Interaction	24.41	68.60	16.27	02.32
4	Communication	47.67	39.53	13.95	06.97
5	Support by the teacher	54.65	16.27	10.46	03.48
6	Knowledge and wisdom of teacher	53.48	19.76	12.79	03.48
7	Interaction during examination	47.67	31.39	12.79	01.16
8	Knowledge generation through lectures	48.83	46.51	11.62	-
9	Questions in the class	31.39	63.95	10.46	01.16
10	Your regularity and punctuality	46.51	40.69	11.62	01.16
11	Overall teaching	33.72	50.00	12.79	01.16



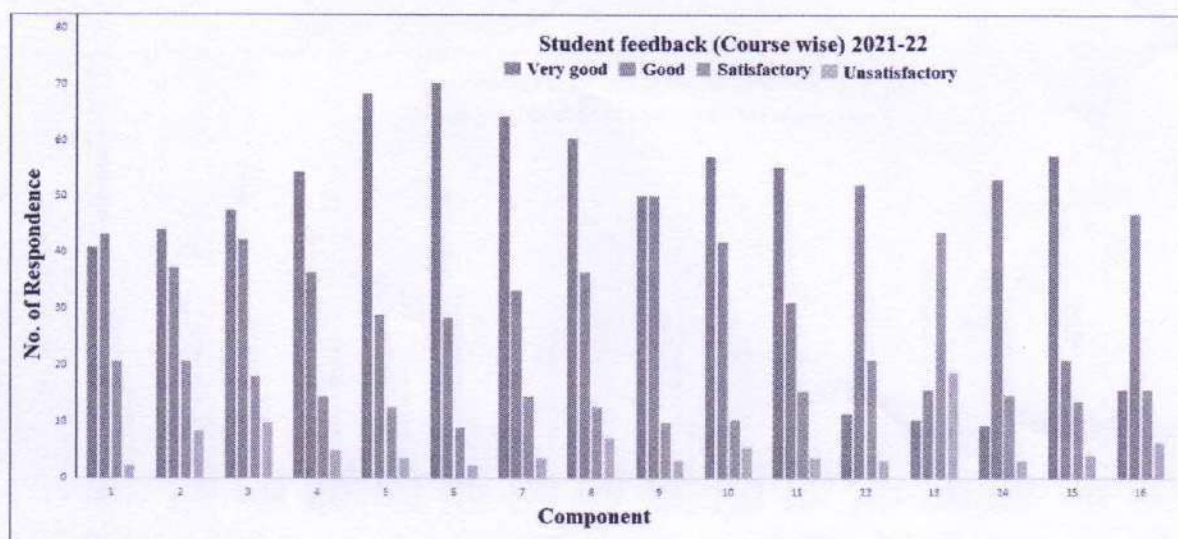
## Student feedback (Overall) 2020-21

S.No.	Components/Attributes	Response in %			
		Very good	Good	Satisfactory	Unsatisfactory
1	Satisfaction with your course	59.37	14.58	17.70	04.16
2	Library facility	19.79	38.54	21.87	06.25
3	Evaluation of answer sheets	47.91	19.79	14.58	04.16
4	Extra co-curricular activities	41.67	23.95	22.91	09.37
5	Leadership and Encouragement	26.04	23.95	33.33	02.08
6	Atmosphere in University Campus	20.83	45.83	15.62	07.29
7	Canteen facilities in the University	06.25	35.41	17.70	25.00
8	Wash room and lavatory facilities in the University	15.62	28.12	38.54	08.33
9	Online facilities in the University	16.67	16.67	23.95	31.25
10	Health Care facilities in the University	41.67	20.83	17.70	10.41
11	Support of the non-teaching staff	17.70	50.00	13.54	03.12
12	Cleanliness	11.45	52.08	20.83	03.12
13	Transport facility and connectivity	10.41	15.62	43.75	18.75
14	Environment in the University	09.37	53.12	14.58	03.12
15	Your support and dedication towards your University	57.29	20.83	13.54	04.16
16	Hostel facilities in the University	15.62	46.87	15.62	06.25



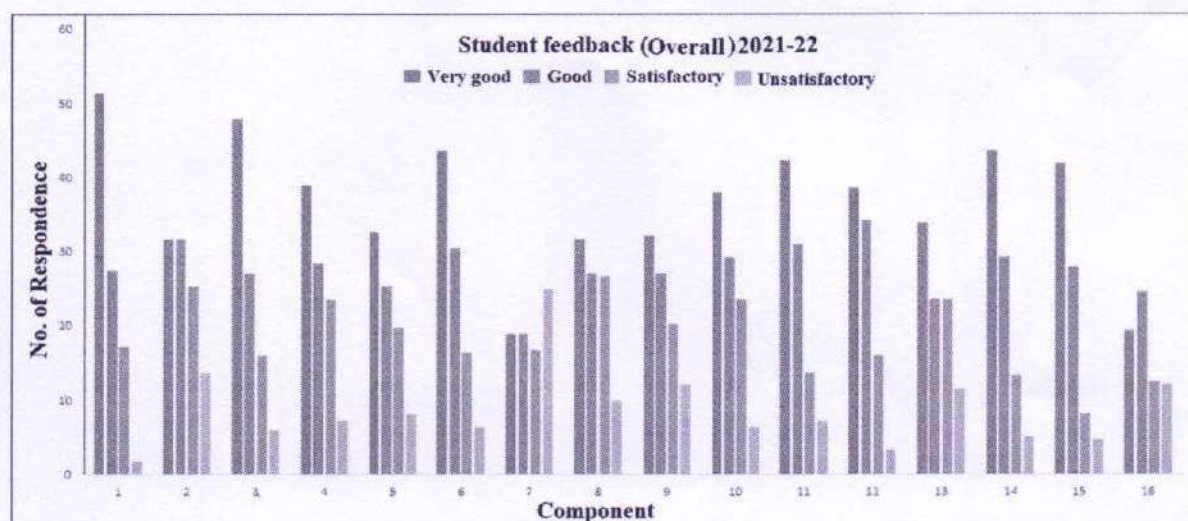
## Student feedback (Course wise) 2021-22

S.No.	Components/Attributes	Response in %			
		Very good	Good	Satisfactory	Unsatisfactory
1	Suitability of Topic	40.99	43.24	20.72	02.25
2	Delivery mode	44.14	37.38	20.72	08.55
3	Presentation and Interaction	47.74	42.34	18.01	09.90
4	Communication	54.50	36.48	14.41	04.95
5	Support by the teacher	68.46	28.82	12.61	03.60
6	Knowledge and wisdom of teacher	70.27	28.37	09.00	02.25
7	Interaction during examination	64.41	33.33	14.41	03.60
8	Knowledge generation through lectures	60.36	36.48	12.61	07.20
9	Questions in the class	50.00	50.00	09.90	03.15
10	Your regularity and punctuality	57.20	41.89	10.36	05.40
11	Overall teaching	55.40	31.08	15.31	03.60




## Student feedback form (Overall) 2021-22

S.No.	Components/Attributes	Response in %			
		Very good	Good	Satisfactory	Unsatisfactory
1	Satisfaction with your course	51.28	27.35	17.09	01.70
2	Library facility	31.62	31.62	25.21	13.67
3	Evaluation of answer sheets	47.86	26.92	15.81	05.98
4	Extra co-curricular activities	38.88	28.20	23.50	07.26
5	Leadership and Encouragement	32.47	25.21	19.65	08.11
6	Atmosphere in University Campus	43.58	30.34	16.23	06.41
7	Canteen facilities in the University	18.80	18.80	16.66	24.78
8	Wash room and lavatory facilities in the University	31.62	26.92	26.49	09.82
9	Online facilities in the University	32.05	26.92	20.08	11.96
10	Health Care facilities in the University	38.03	29.05	23.50	06.41
11	Support of the non-teaching staff	42.30	30.76	13.67	07.26
12	Cleanliness	38.46	34.18	15.81	03.41
13	Transport facility and connectivity	33.76	23.50	23.50	11.53
14	Environment in the University	43.58	29.05	13.24	05.12
15	Your support and dedication towards your University	41.88	27.77	08.11	04.70
16	Hostel facilities in the University	19.23	24.35	12.39	11.96



## **ACTION TAKEN REPORT**

1. The analysis of overall feedback of students shows that majority of students are happy with overall performance of the Department.
2. Departmental meetings have been carried out to resolve the problems and issues and decisions taken accordingly.
3. The syllabi have been revised to provide adequate knowledge for the students after careful consideration of the feedback from all the stakeholders.
4. Apart from subject knowledge measures have been taken to provide additional inputs and Ideas of the concepts which are relevant to the current job market requirement with special focus on hands-on industry relevant practical experience and internship work/ project work.
5. Extensive exposure and practical knowledge to be imparted to the future by the institute learning material, lesson plans, course notes, etc

  
21/11/2023  
Department of Chemistry  
A. P. S. University  
Kovva (M. P.)

**DEPARTMENT OF COMPUTER SCIENCE**  
**AWADHES PRATAP SINGH UNIVERSITY, REWA (M.P.)**

**Action Taken Report on Feedback**

The Feedback Analysis Committee of Department of Computer Science has been organized on date 20.04.2020 and 02.09.2020 (twice in a year odd and even Semester) that designs and collects feedback from its stakeholders to monitor and evaluate its performance quality on curriculum and curriculum related issues. The feedback forms were collected from students, teachers, employers, alumni and professionals.

The feedback targets following different content for different stakeholders.

- For students, the curriculum and its learning related issues in terms of quality, competence, skills and professionalism is addressed. The feedback committee also considers other issues like delivery of curriculum by teachers.
- As per decision of feedback committee online FDP was organized by renowned organization so as to train the teachers to develop the interactive classroom environment by understanding the student psychology and improve the linguistic and quantitative aptitude for overall course development in relevance to current needs of the students.
- The committee take suggestion from employers, and organized a one-day workshop regarding the interview ethics and etiquettes that students must follow to appear in the placement and interview authorities and preparation of a relevant resume based on the interest of the hiring organization
- The committee also takes responses on adequateness of courses curriculum, sufficiency of syllabus content in context of current professional standards and curriculum design in context of development of self-directed learning and problem-solving approach from alumni, time to time.

The departmental committee collects the feedback forms from various stake holders and after analyzing it is sent to the various authorities for further actions.

**I: Feedback from Students:**

<b>Feed Back</b>	<b>Action Taken</b>	<b>Impact</b>
Content of syllabi needs enhancement in terms of quality. Depth of the course content needs to be increased for achieving the expected Course Learning Outcomes.	Syllabus of M.Sc. (CS), M. Tech (CS) and PGDCA were updated to CBCS Pattern on BOS dated 21/09/2020 to improve the quality of course as per demand of students to cater the technological needs of industry. All the teachers of the dept. were	The gap between curriculum and industry requirement decreased which has strengthen the technological skill of student and will help in better placement of students.

  
**Head of Department**  
**Computer Science**  
**A.P.S.U. Rewa (M.P.)**

	also informed about the changed curriculum & were instructed to keep check on the attainment of course outcomes. Syllabus of B.Sc. (CS) is updated in the year 2020 as per NEP	
Students requested for the remedial classes for paper MSCS101 in M.Sc. I, MSCS303 in III sem., PGDCA 102 I Sem., MSCS205 M.Sc. CS II Sem.	Following teachers have been instructed for remedial classes for slow learner. Time table has been enclosed.	Students understanding capability on that subject is improved.

## II Feedback from Teachers

Feed Back	Action Taken	Impact
Suggested that syllabi should be need based. Teachers should have the freedom to adopt innovative techniques such as SWAYAM/MOOC/strategies of teaching such as seminar presentations, group discussions etc	CBCS pattern upgraded syllabus is introduced for Post Graduates course in the year 2020 and NEP pattern upgraded syllabus is introduced in 2021 through competent authority for addressing the issues suggested by the teachers through feedback FDP for teachers were organized by the department as per upgraded syllabus, so teachers become a bridge for student's skills and technology demands in industry.	The details of the feedback were received by the committee. Teachers now adopted more innovative techniques and strategies for teaching such as digital learning or smart presentation through projector.

## III Feedback from Employers

Feed Back	Action Taken	Impact
Suggestion to enhance general communication skills and promote the work environment for team work.	Teachers were given instructions to ensure enhancement of communication skills of the students. For this online 7 days FDP was organized by APSU and Infosys to enhance the communication skills, logical and reasoning ability to the teachers. Formal instructions were circulated to the teachers so that they can teach the team work environment to the students	Teachers incorporated stress on the issues of improvement of communication skills of the students in their teaching of curriculum. Teachers were given instructions to ensure promotion of work environment in the form of team work. Teachers encouraged students to work in team and positive results of working in a team are visible.

*R.K. Vatsa*  
 Head of Department  
 Computer Science  
 A.P.S.U. Rewa (M.P.)



### III Feedback from ALUMNI

Feed Back	Action Taken	Impact
More exposure to field visits in curriculum, Evidence based practical demonstration	All the teachers were notified about the issue and they were encourages to have more field visits and practical based demonstration as a part of their curriculum.	Teachers paid more attention to have more field visits and attention for Evidence based practical education thus gave exposure to students for field visits.

### V Feedback from Professionals

Feed Back	Action Taken	Impact
Need more exams for formative assessment. Students and teaching faculties should be techno savvy.	Teachers were encouraged to have more formative assessment of the students and effective use of ICT by teachers.	Teachers put efforts to have more exams for formative assessment and encouraged to make effective use of ICT.

### CONCLUSION

Thus, the feedback given by the stakeholder was analyzed and suitable action were taken to satisfy the expectations of students, teachers, Alumni and Employers in future. This further helped us to improvise our curriculum as per the expectations of stakeholders.



Head

Head of Department  
Department of Computer Science  
Computer Science  
A.P.S.U. Rewa (M.P.)

1

# student feedback Analysis Report

## DEPARTMENT OF PHYSICS

AWADHESH PRATAP SINGH UNIVERSITY, REWA ( M.P.)

### Students Feedback Analysis and Action Taken Report 2020-21


The students Feedback (overall) is collected at Department of Physics, Awadhesh Pratap Singh University, Rewa (M.P.) from 36 students for the academic year 2020-21. The students have given their responses for the following components/ Attributes:

Question Number	Components / Attributes
1	Satisfaction with yours course
2	Library facility
3	Evaluation of Answers sheets
4	Extra co-curricular activity
5	Leaders hip and Encouragement
6	Atmosphere in University campus
7	Canteen Facilities in the university
8	Washroom and Lavatory facilities in the university
9	Online facilities in the university
10	Health care facilities in the University
11	Support of the Non –teaching staff
12	Cleanliness
13	Transport facility and connectivity
14	Environment in the university
15	Support and dedication towards University
16	Hostel facilities in the University



The parent's feedback form is collected at **Department of Physics, Awadhesh Pratap Singh University, Rewa ( M.P.)** from 10 Parents for the academic year 2020-2021. The parents have given their responses on the following particulars:

Question Number	Particulars
1	Available of university information on all fora
2	Updated and informative APSU website
3	Happiness/ satisfaction about admission my ward
4	Transparency in admission process
5	Improvement in knowledge base through interaction with the faculty
6	Discipline in university
7	Atmosphere in the university
8	Overall personality development of my ward
9	Course curriculum and its suitability
10	Employability and the curriculum
11	Syllabus in view of Modern development
12	Participation of your ward
13	Transparency of examination process
14	Work environment
15	Campus environment
16	Hostel facilities



<b>Students Feedback Analysis Year 2020-21</b>					
<b>Question Number</b>	<b>Mean</b>	<b>Median</b>	<b>Average Deviation</b>	<b>Minimum</b>	<b>Maximum</b>
1	4.81	5	0.31	1	5
2	3.70	4	0.76	1	5
3	4.72	5	0.40	1	5
4	4.74	5	0.40	1	5
5	4.87	5	0.21	1	5
6	4.77	5	0.36	1	5
7	3.58	4	1.01	1	5
8	4.29	4	0.50	1	5
9	4.48	5	0.63	1	5
10	4.61	5	0.52	1	5
11	4.65	5	0.46	1	5
12	4.58	5	0.51	1	5
13	4.52	5	0.66	1	5
14	4.90	5	0.17	1	5
15	4.71	5	0.45	1	5
16	3.71	4	0.83	1	5

The following gives the average feedback score below 4 on which issues raised by the students and the subsequent action taken by our university during the session 2020-21.

<b>Question Number</b>	<b>Average Score Scale (1-5)</b>	<b>Action taken</b>
2	3.70	At present central library facilities of our university are available with Wi-Fi connection, E-journals, and E-books
7	3.58	Canteen facilities inside the campus have been improved
16	3.63	Inside our university campus, furnished hostel facilities for Boys and girls are available



Professor & HOD  
 Dept. of Physics  
 J.P.S. University, Rewa (M.P.)

Parents Feedback Analysis Year 2020-21					
Question Number	Mean	Median	Average Deviation	Minimum	Maximum
1	4.57	5	0.49	1	5
2	4.57	4	0.61	1	5
3	4.71	5	0.49	1	5
4	4.43	5	0.65	1	5
5	4.15	5	1.21	1	5
6	4.57	5	0.49	1	5
7	4.85	5	0.24	1	5
8	4.29	5	1.02	1	5
9	4.57	5	0.49	1	5
10	4.86	5	0.24	1	5
11	4.57	5	0.60	1	5
12	4.70	5	0.41	1	5
13	4.57	5	0.49	1	5
14	4.57	5	0.49	1	5
15	4.43	5	0.49	1	5
16	4.86	5	0.24	1	5

The analysis of parent's feedback shows that average of all the particulars is more than 4 which is very good. No action needed on these particulars.

  
 PROFESSOR  
 Dept. of Physiotherapy  
 O.P.S. University, Rewar (M.P.)

# **Environmental Biology Department**

## **AWADHESH PRATAP SINGH UNIVERSITY, REWA (M.P.)**

### **Students Feedback Analysis and Action Taken Report**

#### **BATCH: 2019-2020**

#### **Student Feedback**

All students of various courses of Environmental Biology, Biotechnology and Microbiology (Regular and self-supporting) of the department were asked to give feedback about department and university. Total 460 students of this department have submitted their confidential feedback. On the basis of these received feedback, the detailed report is prepared. The activities of department in the above feedback form with different sections have been analyzed to create a quality profile for the department to establish a quality index profile. The response of this feedback form consists of four options (i) Very good

(ii) Good (iii) Satisfactory and (iv) Unsatisfactory.

The student may select any one option of the four. The analyses are shown in bar charts. We have collected feedback form our B.Sc. Biotechnology/Microbiology under graduate first, second and final year students and M.Sc. Environmental Biolgy/Biotechnology/Microbiology post graduate previous and final year students. This feedback form is divided in to two parts: (i) course wise and (ii) overall

#### **(i) Course wise**

In this section feedback form has eleven-point scale on the components/attributes is developed. Students felt that the objectives were clear for each course and the course workload was also manageable by the students. The syllabus framed was socially relevant and suitable for the placements in job market. Even the curriculum helps the students to be a responsible citizen of the country.

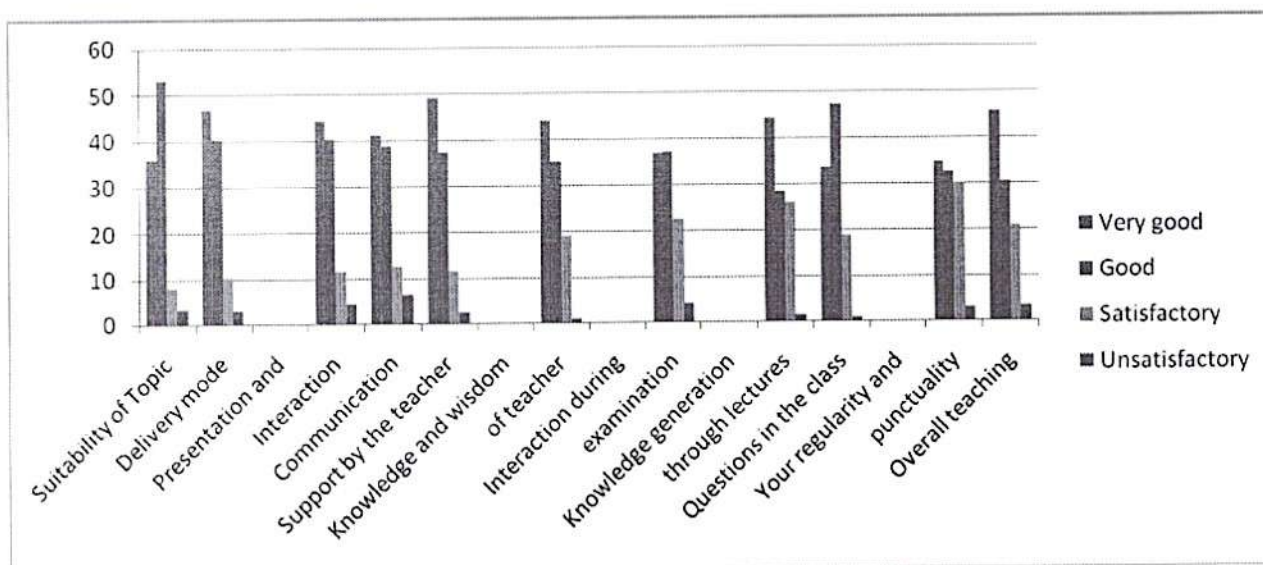
#### **(ii) Overall**

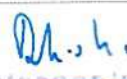
In this section feedback form has sixteen-point scale on the components. Students felt that the objectives were clear for each fields. The all statements were in the range of 15 to 80.00 % with very good, good and satisfactory except in Canteen facilities found range is 06.25 to 40.00 %.

  
Professor in Charge  
Centre For Biotechnology Studies  
A.P.S. University, Rewa (M.P.)

## Student feedback (Course wise) 2019-20

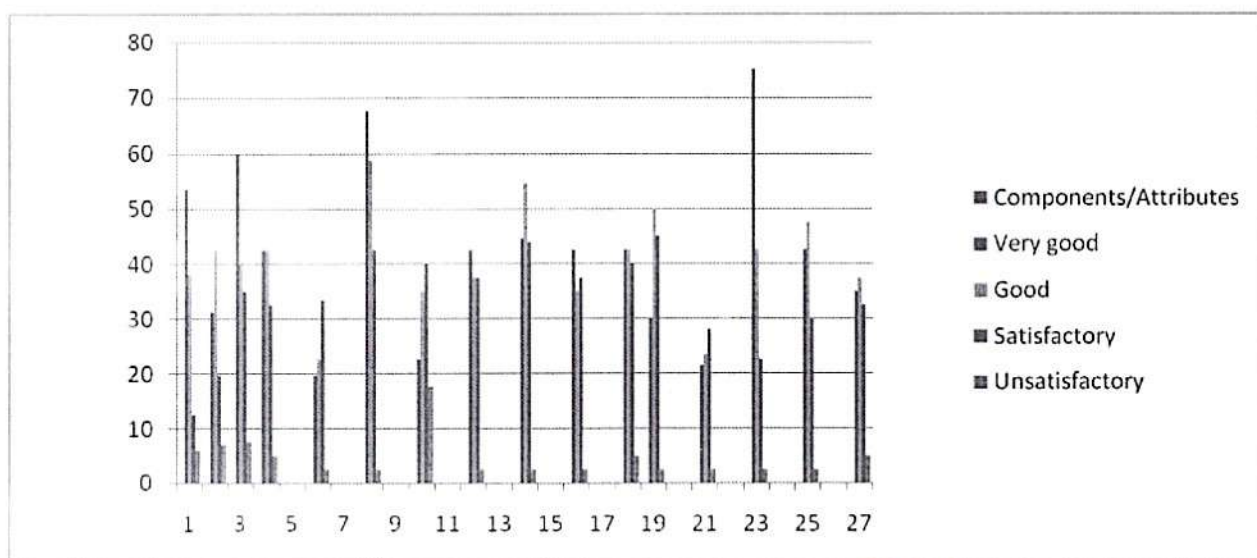
S.No.	Components/Attributes	Response in %			
		Very good	Good	Satisfactory	Unsatisfactory
1	Suitability of Topic	35.80	53.00	8.0	3.20
2	Delivery mode	46.6	40.3	10.1	03.0
3	Presentation and Interaction	44.2	40.1	11.4	4.3
4	Communication	41.1	38.7	12.5	06.3
5	Support by the teacher	49.1	37.2	11.4	02.3
6	Knowledge and wisdom of teacher	43.8	35.2	19.1	0.7
7	Interaction during examination	36.6	36.9	22.5	04.0
8	Knowledge generation through lectures	44.3	28.4	26.0	1.3
9	Questions in the class	33.4	47.1	18.7	0.8
10	Your regularity and punctuality	34.6	32.4	30.0	03.0
11	Overall teaching	45.5	30.2	21.0	03.3

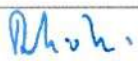


  
 Professor In-Charge  
 Centre for Biotechnology Studies  
 A.P.S. University, Rewa (M.P.)

### Student feedback (Overall) 2019-20

S.No.	Components/Attributes	Response in %			
		Very good	Good	Satisfactory	Unsatisfactory
1	Satisfaction with your course	53.50	28.00	12.50	06.00
2	Library facility	31.1	42.50	19.50	06.90
3	Evaluation of answer sheets	40.00	32.50	21.00	06.50
4	Extra co-curricular activities	36.1	35.80	22.50	05.60
5	Leadership and Encouragement	35.50	25.50	33.50	05.50
6	Atmosphere in University Campus	37.50	30.40	30.00	02.10
7	Canteen facilities in the University	22.50	30.00	35.00	12.50
8	Wash room and lavatory facilities in the University	34.50	37.50	21.50	6.50
9	Online facilities in the University	34.50	54.50	6.00	05.00
10	Health Care facilities in the University	32.50	34.30	18.50	15.20
11	Support of the non-teaching staff	28.5	42.50	20.00	09.00
12	Cleanliness	30.00	50.00	15.00	05.00
13	Transport facility and connectivity	21.50	23.50	28.00	02.50
14	Environment in the University	75.00	42.50	22.50	02.50
15	Your support and dedication towards your University	32.50	37.50	27.50	02.50
16	Hostel facilities in the University	35.00	37.50	22.50	05.00

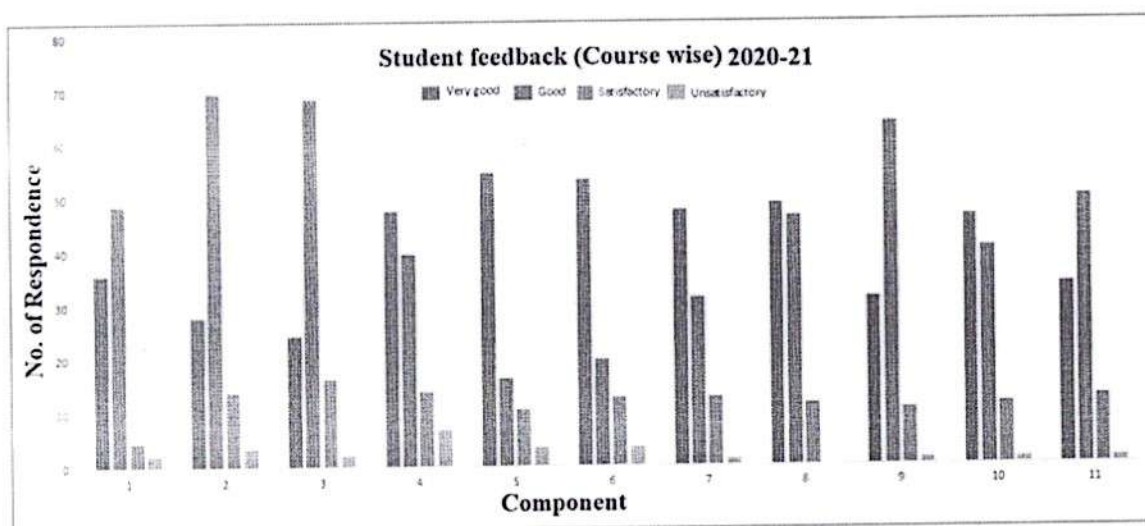


  
 Professor in Charge  
 Centre For Biotechnology Studies,  
 A.P.S. University, Rewa (M.P.)



### Student feedback (Course wise) 2020-21

S.No.	Components/Attributes	Response in %			
		Very good	Good	Satisfactory	Unsatisfactory
1	Suitability of Topic	37.80	50.20	10.5	2.30
2	Delivery mode	49.3	40.3	8.3	02.1
3	Presentation and Interaction	44.2	40.1	11.4	4.3
4	Communication	41.1	38.7	12.5	06.3
5	Support by the teacher	49.1	37.2	11.4	02.3
6	Knowledge and wisdom of teacher	41.8	35.2	19.1	1.7
7	Interaction during examination	36.6	36.9	22.5	04.0
8	Knowledge generation through lectures	44.3	28.4	26.0	1.3
9	Questions in the class	33.4	47.1	18.7	0.8
10	Your regularity and punctuality	34.6	32.4	30.0	03.0
11	Overall teaching	45.5	30.2	21.0	03.3

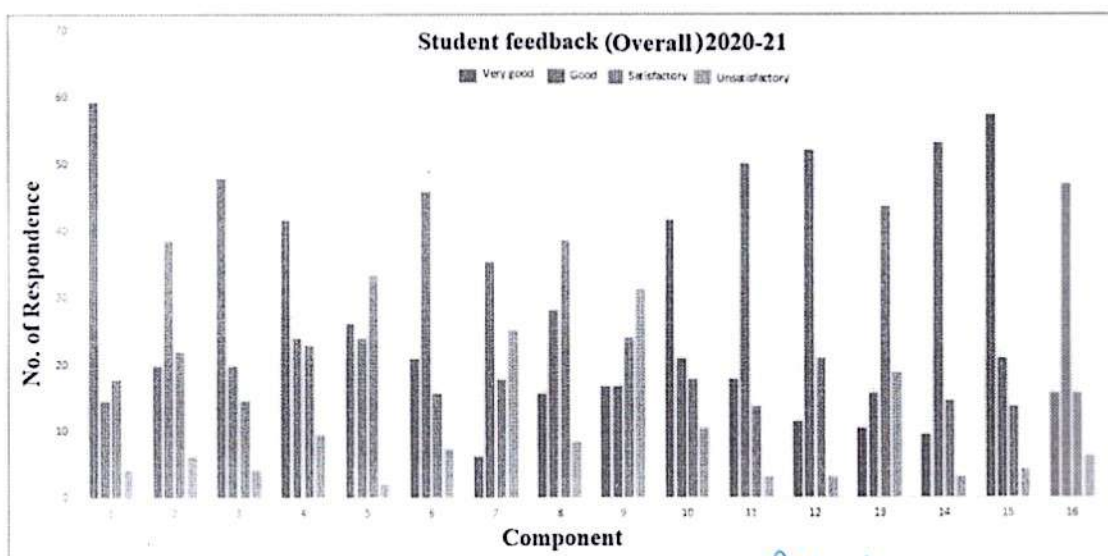


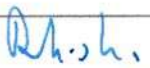
*M. S. S.*

Professor-in-Charge  
 Centre for Biotechnology Studies  
 A.P.S. University, Rewa (M.P.)

## Student feedback (Overall) 2020-21

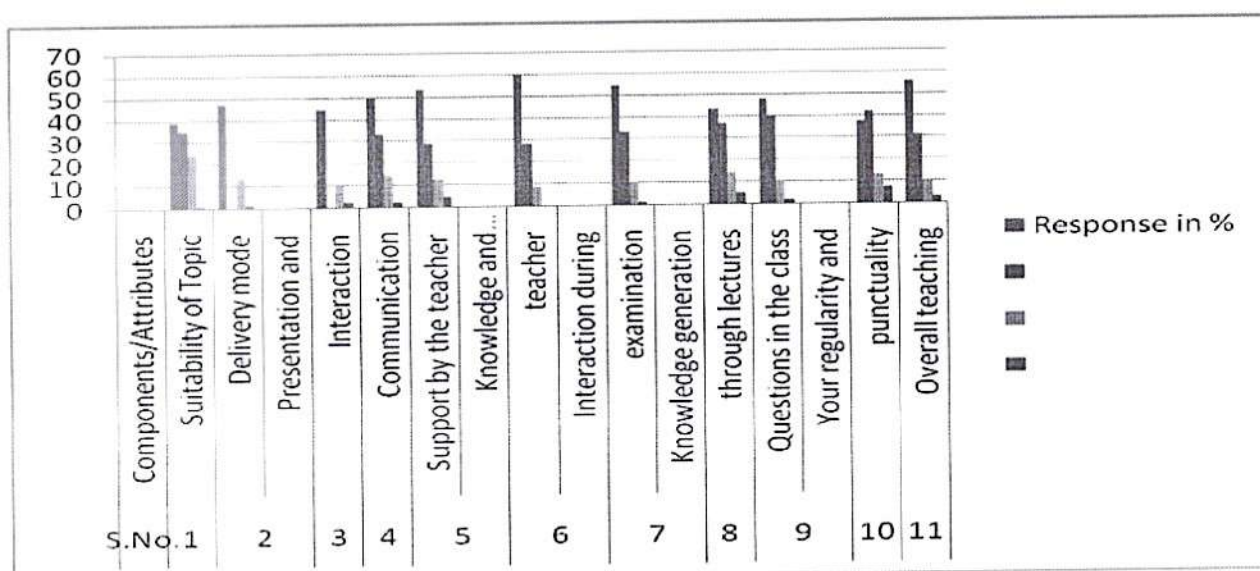
S.No.	Components/Attributes	Response in %			
		Very good	Good	Satisfactory	Unsatisfactory
1	Satisfaction with your course	59.37	14.58	17.70	04.16
2	Library facility	19.79	38.54	21.87	06.25
3	Evaluation of answer sheets	47.91	19.79	14.58	04.16
4	Extra co-curricular activities	41.67	23.95	22.91	09.37
5	Leadership and Encouragement	26.04	23.95	33.33	02.08
6	Atmosphere in University Campus	20.83	45.83	15.62	07.29
7	Canteen facilities in the University	06.25	35.41	17.70	25.00
8	Wash room and lavatory facilities in the University	15.62	28.12	38.54	08.33
9	Online facilities in the University	16.67	16.67	23.95	31.25
10	Health Care facilities in the University	41.67	20.83	17.70	10.41
11	Support of the non-teaching staff	17.70	50.00	13.54	03.12
12	Cleanliness	11.45	52.08	20.83	03.12
13	Transport facility and connectivity	10.41	15.62	43.75	18.75
14	Environment in the University	09.37	53.12	14.58	03.12
15	Your support and dedication towards your University	57.29	20.83	13.54	04.16
16	Hostel facilities in the University	15.62	46.87	15.62	06.25



  
 Professor in-Charge  
 Centre For Biotechnology Studies  
 A.P.S. University, Rewa (M.P.)

### Student feedback (Course wise) 2021-22

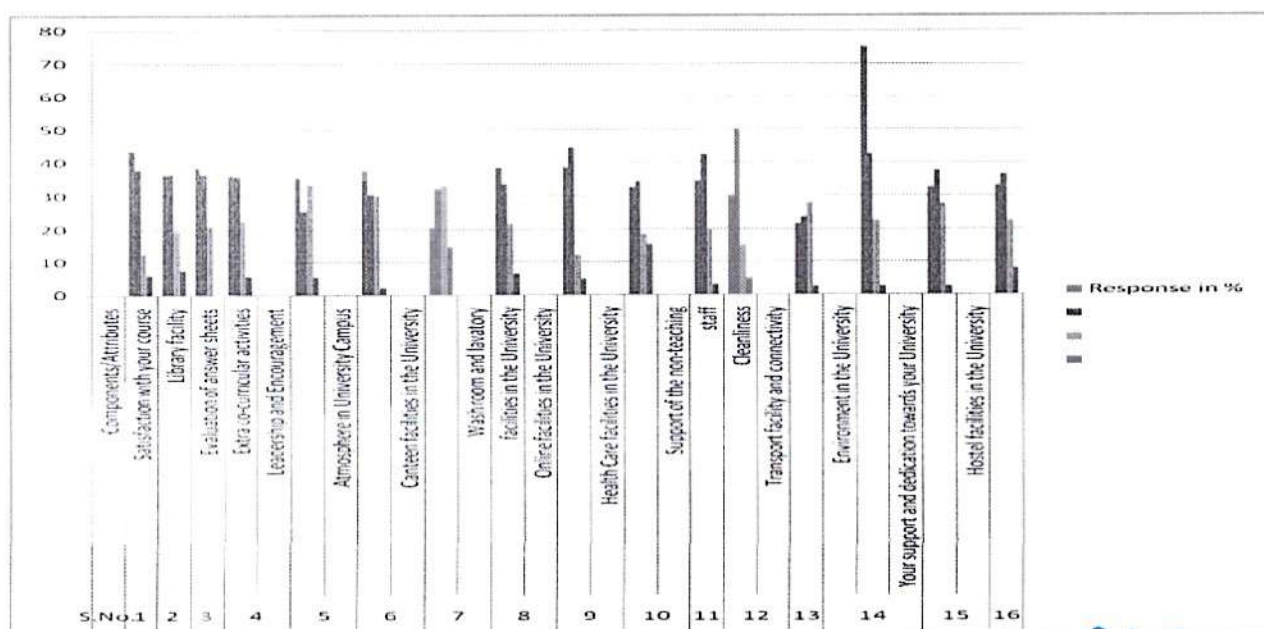
S.No.	Components/Attributes	Response in %			
		Very good	Good	Satisfactory	Unsatisfactory
1	Suitability of Topic	38.9	35.2	24.7	01.2
2	Delivery mode	47.1	37.8	13.7	01.4
3	Presentation and Interaction	44.7	41.4	11.0	02.90
4	Communication	49.50	33.4	14.4	2.7
5	Support by the teacher	53.4	28.8	12.6	05.20
6	Knowledge and wisdom of teacher	60.2	28.3	09.00	02.5
7	Interaction during examination	54.4	33.3	10.4	01.90
8	Knowledge generation through lectures	43.3	36.4	14.6	05.7
9	Questions in the class	48.0	40.0	09.90	02.1
10	Your regularity and punctuality	37.20	41.8	13.3	07.70
11	Overall teaching	55.40	31.0	10.3	03.30




  
 Professor In-Charge  
 Centre For Biotechnology Studies  
 A.P.S. University, Rewa (M.P.)

## Student feedback form (Overall) 2021-22

S.No.	Components/Attributes	Response in %			
		Very good	Good	Satisfactory	Unsatisfactory
1	Satisfaction with your course	43.50	38.00	12.50	06.00
2	Library facility	36.5	36.50	19.50	07.50
3	Evaluation of answer sheets	38.5	36.5	21.00	04.0
4	Extra co-curricular activities	36.1	35.80	22.50	05.60
5	Leadership and Encouragement	35.50	25.50	33.50	05.50
6	Atmosphere in University Campus	37.50	30.40	30.00	02.10
7	Canteen facilities in the University	20.50	32.00	33.00	14.50
8	Wash room and lavatory facilities in the University	38.50	33.50	21.50	6.50
9	Online facilities in the University	38.50	44.50	12.00	05.00
10	Health Care facilities in the University	32.50	34.30	18.50	15.20
11	Support of the non-teaching staff	34.5	42.50	20.00	03.00
12	Cleanliness	30.00	50.00	15.00	05.00
13	Transport facility and connectivity	21.50	23.50	28.00	02.50
14	Environment in the University	75.00	42.50	22.50	02.50
15	Your support and dedication towards your University	32.50	37.50	27.50	02.50
16	Hostel facilities in the University	33.00	36.50	22.50	08.00



  
 Professor in Charge  
 Centre For Distance Education Studies  
 2021-22

## ACTION TAKEN REPORT

1. The feedback of students shows that majority of students are happy with overall teaching, learning pattern of the Department.
2. Departmental meetings have been organized to resolve the problems, issues and decisions taken accordingly.
3. The syllabi of Under Graduate and Post Graduate courses are being revised time to time and courses designed as per CBCS and New Education Policy basis.
4. It has been seen that departmental library is not having sufficient books therefore purchasing of books is required.
5. To update knowledge and practical hands the laboratory facility must be extended.
6. For slow learners remedial classes have been included in time table.
7. For placement of students new MOUs need to be signed with pharmaceutical companies and research institutes.
8. Apart from subject knowledge measures have been taken to provide additional inputs and Ideas of the concepts which are relevant to the current job market requirement with special focus on hands-on industry relevant practical experience and internship work/ project work.
9. Extensive exposure and practical knowledge to be imparted to the future by the institute learning material, lesson plans, course notes, etc.
10. Teachers have been advised to carry out their teaching classes as per scheduled time table.

  
Professor in Charge  
Centre for biotechnology Studies  
A.P.S. University, Rewa (M.P.)

DEPARTMENT OF BUSINESS ADMINISTRATION  
A P S UNIVERSITY, REWA (MP)

Ref. No/2023/401

Date - 06/03/2023

**STUDENT FEEDBACK ANALYSIS AND ACTION TAKEN REPORT**

**Session 2020-21**

The student feedback is collected at Department of Business administration, A P S University, Rewa from 55 students of MBA -I and MBA -III semester for academic year 2020-21. The students have given their responses for following attributes of teaching learning environment of department on the basis of given rating scale. The responses were analyzed and average score of attributes is presented in following table-


**FEEDBACK ANALYSIS REPORT**

**PART - A (STUDENT FEEDBACK - TEACHING LEARNING ENVIRONMENT)**

SN	Dimensions of Student Feedback	Average Score for Overall Courses
1	Quality of Teaching	4.4
2	Scholarship of teaching	4.2
3	Teachers interaction and guidance outside the class	3.4
4	Teachers regularity and punctuality	4.8
5	Teachers communication skill	4.5
6	Motivation provided by the teachers	5
7	Overall rating of teaching learning environment	4.4
8	Motivation of value based education with subject matter	3.6
9	Relevance of syllabus	3.5
10	Relevance and accuracy of internal assessment	4.8

**SCALE**


1	2	3	4	5
Unsatisfactory	Satisfactory	Good	Very Good	Excellent

  
Prof. Atul Pandey  
Professor & Head  
Department of Business Administration  
A.P.S. University, Rewa (M.P.)

## ACTION REPORT

The issues raised by students for components where average feedback scores are less than 4 are indicated in the following table. The following action have been taken by our department for the session 2020-21 :

Dimensions of Student Feedback	Average score	Action Taken
Teachers interaction and guidance outside the class	3.4	Teacher Guardians (TG) mechanism is implemented where every teacher has assigned 8 to 10 students to be treated as guardian for any guidance outside the class .
Motivation of value based education with subject matter	3.6	A Separate course on Values and principles named ' <i>Indian Ethos and Ethics Management</i> ' has been incorporated in syllabus which Emphasis on Value based management education .
Relevance of syllabus	3.5	<p><i>Choice Based Credit System(CBCS)</i> has applied in MBA programme where focus of the courses is to provide Multi-disciplinary foundation, provide domain knowledge of subject and enhance skill development of students. The following courses ensures the relevance of syllabus-</p> <ol style="list-style-type: none"> <li>1. <i>Dual specialization</i> in MBA programme is offered to students in areas of Marketing , Finance and Human Resources Management to develop multi skilled employability in them.</li> <li>2. <i>Value addition courses</i> like Entrepreneurship and Managing Banks and Financial Institutions are offered to in MBA programme keeping in view global perspectives of business and job opportunities.</li> <li>3. <i>45 days Internship</i> is mandatory in MBA programme to give Industrial exposure to students regarding development in the field of business management.</li> </ol>

  
 Prof. Atul Pandey  
 Professor & Head  
 Department of Business Administration  
 A.P.S. University, Rewa (M.P.)

**DEPARTMENT OF BUSINESS ADMINISTRATION  
A P S UNIVERSITY, REWA (MP)**

**STUDENT FEEDBACK ANALYSIS AND ACTION TAKEN REPORT**

**Session 2020-21**

The student feedback is collected at Department of Business administration , A P S University, Rewa from 55 students of MBA -I and MBA -III semester for academic year 2020-21 . The students have given their responses for following attributes of overall facilities in the department and University on the basis of given rating scale. The responses were analyzed and average score of attributes is presented in following table-


**FEEDBACK ANALYSIS REPORT**

**PART -B ( STUDENT FEEDBACK - OVERALL)**

SN	Component / Attributes	Average Score
1	Satisfaction with your course	4.76
2	Library facility	3.58
3	Evaluation of answer sheets	4.0
4	Extra co-curricular activities	4.88
5	Leadership and Encouragement	4.19
6	Atmosphere in the University campus	4.32
7	Canteen facilities in the University	4.39
8	Washroom and Lavatory facilities in the University	3.63
9	Online facilities in the University	3.66
10	Health Care facilities in the University	3.27
11	Support of the non teaching staff	4.52
12	Cleanliness	4.83
13	Transport facility and connectivity	4.22
14	Environment in the University	4.94
15	Your support and dedication towards University	4.61
16	Hostel facilities in the University	4.35

**SCALE**

Very Good	Good	Satisfactory	Unsatisfactory
5 out of 5	4 out of 5	3 out of 5	0 out of 5


  
Prof. Atul Pandey  
Professor & Head  
Department of Business Administration  
A.P.S. University, Rewa (M.P.)



## ACTION REPORT

The following action have been taken on the attributes raised by students where average feedback scores are less than 4 for the session 2020-21 :

Component	Average score	Action Taken
Library facility	3.58	Department has its own library with more than 14000 books , and for session 2020-21 , more than 700 new books have been purchased for Department's Library. There is also an E -Library facility in University's central library with e-Journals, e-Books and e- theses.
Washroom and Lavatory facilities in the University	3.63	There are separate washroom for teachers and students in the department and a new set of washroom facility is proposed for BBA students .  Girls Common Room , a separate personal space for girl students has been renovated .
Online facilities in the University	3.66	Department's campus has dedicated Wi-fi facility and Computer Lab and Business Lab has been enabled with Wi-Fi computer systems.  All relevant information is made available in University's website. All type of student services have brought under the umbrella of online services like - Exam Form, Name Correction , Degree, Fee Submission, Scholarships etc. are being provided through online in University supported by MPonline Services.
Health Care facilities in the University	3.27	Free health check up camps have been organised in the University from time to time for Dental Problems, Sugar Checkup, Anemia check up for girls, by Red Cross, etc.

  
 Prof. Atul Pandey  
 Professor & Head  
 Department of Business Administration  
 A.P.S. University, Rewa (M.P.)

**Study Centre for MBA (IR & PM)  
APS, University, Rewa (MP)**

**STUDENT FEEDBACK ANALYSIS AND ACTION TAKEN REPORT**

**Session 2020- 21**

The student is collected at study centre for MBA (IR & PM), APS, University, Rewa from 42 students of I and III semester for academic year 2020-21. The students have given their responses for following attributes of teaching learning environment of study centre on the basis of given rating scale. The responses were analyzed and average score of attributes is presented in following table-

**FEEDBACK ANALYSIS REPORT**

**PART – A (STUDENT FEEDBACK – TEACHING LEARNING ENVIRONMENT)**

SN	Dimensions of student Feedback	Average Score for Overall courses
1	Quality of teaching	4.5
2	Scholarship of teaching	4.3
3	Teachers interaction and guidance outside the class	3.6
4	Teachers regularity and punctuality	4.8
5	Teachers communication skill	4.5
6	Motivation provided by the teachers	5
7	Overall rating of teaching learning environment	4.4
8	Motivation of value based education with subject matter	3.6
9	Relevance of syllabus	3.6
10	Relevance and accuracy of internal assessment	4.8

**SCALE**

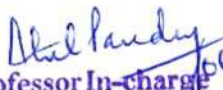
1	2	3	4	5
Unsatisfactory	Satisfactory	Good	Very Good	Excellent

*Abul Pandey*  
Professor In-charge  
MBA (IR&PM)  
APSU, Rewa  
06/03/23

## ACTION REPORT

The issues raised by students for components where average feedback scores are less than 4 are indicated in the following table. The following action has been taken by our study centre for the session 2020-21:

Dimensions of student Feedback	Average score	Action Taken
Teachers interaction and guidance the class	3.6	<b>Teacher Guardians (TG)</b> mechanism is implemented where every teacher has assigned 8 to 10 students to be treated as guardians for any guidance outside the class.
Motivation of value based education with subject matter	3.6	A Separate course on valued and principles named " <b>Indian Ethos and Ethics Management</b> " has been incorporated in syllabus which Emphasis on Valued based management education.
Relevance of Syllabus	3.6	Choice Based Credit System (CBCS) has applied in MBA (IR & PM) Programme where focus of the courses is to provide multidisciplinary foundation, provide domain knowledge of subject and enhance skill development of students. The following courses ensures the relevance of syllabus-  <b>1. Industrial Relations &amp; Personnel Management</b> both are offered in the degree. <b>2. Value addition course</b> like in the II semester the paper of Behavioural Lab 2.7 which is specially for research work and related practical work and also in the III sem. Employee counselling. <b>3. 45 days Internship</b> is mandatory in MBA (IR&PM) Programme to give industrial exposure to student regarding development in the field of MBA.

  
 Professor In-charge  
 MBA (IR&PM)  
 APSU, Rewa

**STUDY CENTRE OF MBA (IR & PM)  
APS, UNIVERSITY, REWA (M.P.)**

**STUDENT FEEDBACK ANALYSIS AND ACTION TAKEN REPORT  
SESSION 2020-21**

The student feedback is collected at Department of Business Administration , APS University , Rewa from 42 students of MBA - I and MBA - III semester for academic year 2020-21 . The students have given their responses for following attributes of overall facilities in the department and University on the basis of given rating scale . the responses were analyzed and average score of attributes is presented in following table –


**FEEDBACK ANALYSIS REPORT**

**PART – B (STUDENT FEEDBACK – OVERALL)**

SN.	Component / Attributes	
1	Satisfaction with your course	4.72
2	Library facility	3.63
3	Evaluation of answer sheets	3.98
4	Extra co-curricular activities	4.80
5	Leadership and Encouragement	4.12
6	Atmosphere in the University campus	4.22
7	Canteen facilities in the University	4.24
8	Washroom and Lavatory facilities in the University	3.61
9	Online facilities in the University	3.54
10	Health Care facilities in the University	3.32
11	Support of the non teaching staff	4.28
12	Cleanliness	4.27
13	Transport facility and connectivity	4.10
14	Environment in the University	4.83
15	Your support and dedication towards University	4.52
16	Hostel facilities in the University	4.28

**SCALE**

Very Good	Good	Satisfactory	Unsatisfactory
5 out of 5	4 out of 5	3 out of 5	0 out of 5

  
Professor In-charge  
MBA (IR&PM)  
APSU, Rewa

## ACTION REPORT

The following action has been taken on the attributes raised by students where feedback average.

Component	Average score	Action Taken
Library	3.63	Department has its own library with 4000 books, and for session 2020-21, 700 new books have been purchased for Department's Library.
Washroom and Lavatory facilities in the University	3.61	There is separate washroom for teachers and students in the department and a new set of washroom facility is proposed for MBA (IR&PM) students.
Online facilities in the University	3.54	Department's campus has dedicated Wi-Fi facility and Computer Lab and enabled with Wi-Fi Computer Systems.
Health Care facilities in the University	3.32	Free health check up camp have been organized in the University from time to time for Dental Problems, Sugar Checkup

*Atul Pandey*  
06/03/23  
Professor In-charge  
MBA (IR&PM)  
APSU, Rewa



**CENTRE FOR YOGA AND CONSCIOUSNESS**  
**Awadhesh Pratap Singh University, Rewa (M.P.)**

The Students Feedback (overall) is collected at Centre for Yoga and Consciousness, APSU, Rewa from 21 students for the academic Year 2021-2022. The students have been given their responses for the following components/Attributes.

Question Number	Components/Attributes
1	Satisfaction with your course
2	Library Facility
3	Evaluations of answer sheets
4	Extra co-curricular activities
5	Leadership and Encouragement
6	Atmosphere in University Campus
7	Canteen facilities in the University
8	Wash room and Lavatory facilities in the University
9	Online facilities in the University
10	Health Care facilities in the University
11	Support of the non-teaching staff
12	Cleanliness
13	Transport facility and connectivity
14	Environment in the University
15	Your Support and dedication towards your University
16	Hostel facilities in the University (if applicable)

*[Handwritten Signature]*  
प्रभारी आचार्य  
योग एवं चेतना केंद्र  
अ.प्र.सि. विश्वविद्यालय, रीवा

Students Feedback Analysis Year 2021-2022			
Question Number	Average	Minimum	Maximum
1	4.28	1	5
2	3.33	1	5
3	4.43	1	5
4	4.38	1	5
5	4.47	1	5
6	4.48	1	5
7	3	1	5
8	3.14	1	5
9	4.61	1	5
10	4.52	1	5
11	4.57	1	5
12	4.57	1	5
13	4.95	1	5
14	4.62	1	5
15	4.66	1	5
16	2.90	1	5

The Following gives the average feedback score below 4 on which issues raised by students and the subsequent action taken by our university during the session 2021-2022.

Question Number	Average Score	Action Taken
2.	3.33	At present central library facilities of our university are available with wi-Fi , E-Journals and E-books subscription.
7.	3	Canteen facilities inside the campus have been improved.
8.	3.14	Washrooms of our department are renovated.
16.	2.90	Oue university campus , furnished hostel facilities for boys and Girls separately.

*Spind*  
 ॐ श्री गणेशाय नमः  
 श्री गुरुभ्यो नमः  
 श्री विद्याय नमः



**CENTRE FOR YOGA AND CONCIOUSNESS**  
**Awadhesh Pratap Singh University, Rewa (M.P.)**

The Students Feedback (overall) is collected at Centre for Yoga and Consciousness, APSU, Rewa from 21 students for the academic Year 2018-2019. The students have been given their responses for the following components/Attributes.

Question Number	Components/Attributes
1	Satisfaction with your course
2	Library Facility
3	Evaluations of answer sheets
4	Extra co-curricular activities
5	Leadership and Encouragement
6	Atmosphere in University Campus
7	Canteen facilities in the University
8	Wash room and Lavatory facilities in the University
9	Online facilities in the University
10	Health Care facilities in the University
11	Support of the non-teaching staff
12	Cleanliness
13	Transport facility and connectivity
14	Environment in the University
15	Your Support and dedication towards your University
16	Hostel facilities in the University (if applicable)

*Amol*

प्रभारी आचार्य  
योग एवं चेतना केन्द्र

अवधेश प्रताप सिंह विश्वविद्यालय, रीवा



Students Feedback Analysis Year 2018-2019			
Question Number	Average	Minimum	Maximum
1	4.6	1	5
2	3.46	1	5
3	4.4	1	5
4	4.26	1	5
5	4.46	1	5
6	4.53	1	5
7	3	1	5
8	3.2	1	5
9	4.66	1	5
10	4.6	1	5
11	4.6	1	5
12	4.4	1	5
13	4.53	1	5
14	4.46	1	5
15	4.86	1	5
16	2.86	1	5

The Following gives the average feedback score below 4 on which issues raised by students and the subsequent action taken by our university during the session 2022-2021.

Question Number	Average Score	Action Taken
2.	3.46	At present central library facilities of our university are available with wi-Fi , E-Journals and E-books subscription.
7.	3	Canteen facilities inside the campus have been improved.
8.	3.2	Washrooms of our department are under renovation.
16.	2.86	Our university campus , furnished hostel facilities for boys and Girls separately.

*[Signature]*  
 प्रभारी आचार्य  
 बीएम एवं वेल्फेयर सेन्टर  
 १००० सिर निदेशावलीकाया रोड



**CENTRE FOR YOGA AND CONCIOUSNESS**  
**Awadhesh Pratap Singh University, Rewa (M.P.)**

The Students Feedback (overall) is collected at Centre for Yoga and Consciousness, APSU, Rewa from 21 students for the academic Year 2017-2018. The students have been given their responses for the following components/Attributes.

Question Number	Components/Attributes
1	Satisfaction with your course
2	Library Facility
3	Evaluations of answer sheets
4	Extra co-curricular activities
5	Leadership and Encouragement
6	Atmosphere in University Campus
7	Canteen facilities in the University
8	Wash room and Lavatory facilities in the University
9	Online facilities in the University
10	Health Care facilities in the University
11	Support of the non-teaching staff
12	Cleanliness
13	Transport facility and connectivity
14	Environment in the University
15	Your Support and dedication towards your University
16	Hostel facilities in the University (if applicable)

प्रभारी आचार्य  
योग एवं चेतना केंद्र  
०० ए० सिद्धि विश्वविद्यालय, रीवा



**DEPARTMENT OF BUSINESS ECONOMICS**  
**AWADHESH PRATAP SINGH UNIVERSITY, REWA (M.P.)**  
**Students feedback Analysis and Action Taken Report 2021-22**

The Students Feedback (overall) is collected at Department of Business Economics, Awadhesh Pratap Singh University, Rewa from 29 student for the academic year 2021-22. The students have given their responses for the following components/Attributes:

Question Number	Components/Attributes
1	Satisfaction with your course
2	Library Facility
3	Evaluations of answer sheets
4	Extra co-curricular activities
5	Leadership and Encouragement
6	Atmosphere in University Campus
7	Canteen facilities in the University
8	Wash room and Lavatory facilities in the University
9	Online facilities in the University
10	Health Care facilities in the University
11	Supprt of the non-teaching staff
12	Cleanliness
13	Transport facility and connectivity
14	Environment in the University
15	Your Support and dedication towards your University
16	Hostel facilities in the University (if applicable)

*Nathwale*  
07.03.23  
Department of Business Economics  
A. P. S. University, Rewa (M. P.)

The Parents Feedback form is collected at Department of Business Economics, Awadhes Pratap Singh University, Rewa form 29 Parents for the academic year 2021-

22. The parents have given their responses on the following particulars:

Question Number	Particulars
1	Available of University information on all for a
2	Updated and informative APSU website
3	Happiness/Satisfaction about admission my ward
4	Transparency in admission process
5	Improvement in knowledge base through interaction with the faculty
6	Discipline in the University
7	Atmosphere in the University
8	Overall personality development of my word
9	Course curriculum and its suitability
10	Employability and the curriculum
11	Syllabus in view of Modern development
12	Participation of your word
13	Transparency of examination process
14	Work environment
15	Campus environment
16	Hostel Facilities

*N. K. Singh*  
07.03.23  
HEAD  
Department of Business Economics  
A. P. S. University, Rewa (M. P.)

## Students Feedback Analysis Year 2021-22

Question Number	Mean	Median	Average Deviation	Minimum	Maximum
1	4.76	5	0.37	1	5
2	3.93	4	0.71	1	5
3	4.41	5	0.65	1	5
4	3.97	4	0.67	1	5
5	4.17	4	0.57	1	5
6	4.21	4	0.6	1	5
7	4.8	4	0.7	1	5
8	4.13	4	54	1	5
9	4.27	4	0.55	1	5
10	4.1	4	0.62	1	5
11	4.17	4	0.74	1	5
12	4.38	4	0.56	1	5
13	4.24	4	0.68	1	5
14	4.41	4	0.53	1	5
15	4.62	5	0.5	1	5
16	4.1	4	0.43	1	5

The Following gives the average feedback score below 4 on which issues raised by students and the subsequent action taken by our University during the session 2021-22

Question Number	Average Score Scale (1-5)	Action Taken
2	3.93	At present Central Library facilities of our University are available with Wi-Fi connection, E-Journals and E-Books subscriptions.
7	4.28	Canteen facility inside the campus have been improved.
16	4.1	Inside our University campus, furnished hostel facilities for Boys and Girls are available.

  
 07.03.23  
 HEAD  
 Department of Business Economics  
 A. P. S. University, Rewa (M. P.)

## Parents Feedback Analysis Year 2021-22

Question Number	Mean	Median	Average Deviation	Minimum	Maximum
1	4.48	5	0.54	1	5
2	4.38	4	0.51	1	5
3	4.45	4	0.53	1	5
4	4.24	4	0.68	1	5
5	4.38	4	0.6	1	5
6	4.14	4	0.65	1	5
7	4.07	4	0.45	1	5
8	4.17	4	0.46	1	5
9	4.48	5	0.57	1	5
10	4.21	4	0.49	1	5
11	4.34	4	0.63	1	5
12	4.66	5	0.48	1	5
13	4.41	4	0.53	1	5
14	4.34	4	0.59	1	5
15	4.66	5	0.5	1	5
16	4	4	0.55	1	5

The analysis of Parents feedback shows that average of all the particulars is more than 4 which is very good. No action needed on these particulars.

  
 07.03.23  
 HEAD  
 Department of Business Economics  
 A. P. S. University, Rewa (M.P.)

**DEPARTMENT OF BUSINESS ECONOMICS**  
**AWADHESH PRATAP SINGH UNIVERSITY, REWA (M.P.)**  
**Students feedback Analysis and Action Taken Report 2020-21**

The Students Feedback (overall) is collected at Department of Business Economics, Awadhesh Pratap Singh University, Rewa from 26 student for the academic year 2020-21. The students have given their responses for the following components/Attributes:

Question Number	Components/Attributes
1	Satisfaction with your course
2	Library Facility
3	Evaluations of answer sheets
4	Extra co-curricular activities
5	Leadership and Encouragement
6	Atmosphere in University Campus
7	Canteen facilities in the University
8	Wash room and Lavatory facilities in the University
9	Online facilities in the University
10	Health Care facilities in the University
11	Supprt of the non-teaching staff
12	Cleanliness
13	Transport facility and connectivity
14	Environment in the University
15	Your Support and dedication towards your University
16	Hostel facilities in the University (if applicable)

*Pathak*  
*07.03.23*  
HEAD  
Department of Business Economics  
A. P. S. University, Rewa (M. P.)



The Parents Feedback form is collected at Department of Business Economics, Awadhies Pratap Singh University, Rewa form 26 Parents for the academic year 2020-

21. The parents have given their responses on the following particulars:

Question Number	Particulars
1	Available of University information on all for a
2	Updated and informative APSU website
3	Happiness/Satisfaction about admission my ward
4	Transparency in admission process
5	Improvement in knowledge base through interaction with the faculty
6	Discipline in the University
7	Atmosphere in the University
8	Overall personality development of my word
9	Course curriculum and its suitability
10	Empoloyability and the corruculum
11	Syllabus in view of Modern development
12	Participation of your word
13	Transparency of examination process
14	Work environmnet
15	Campus environment
16	Hostel Facilities

*Nathurak*  
*07.0623*  
HEAD


Department of Business Economics  
A. P. S. University, Rewa (M. P.)

## Students Feedback Analysis Year 2020-21

Question Number	Mean	Median	Average Deviation	Minimum	Maximum
1	4.62	4	0.53	1	5
2	4.31	4.5	0.59	1	5
3	4.54	5	0.57	1	5
4	4.5	5	0.54	1	5
5	4.23	4	0.53	1	5
6	4.62	4.5	0.47	1	5
7	4.54	4.5	0.62	1	5
8	4.35	3.5	0.6	1	5
9	4.46	4.5	0.58	1	5
10	4.31	5	0.59	1	5
11	4.31	3.5	0.69	1	5
12	4.35	5	0.65	1	5
13	4.31	5	0.59	1	5
14	4.15	4.5	0.52	1	5
15	4.54	4.5	0.53	1	5
16	4.23	4	0.65	1	5

The Following gives the average feedback score below 4 on which issues raised by students and the subsequent action taken by our University during the session 2020-21


Question Number	Average Score Scale (1-5)	Action Taken
2	4.31	At present Central Library facilities of our University are available with Wi-Fi connection, E-Journals and E-Books subscriptions.
7	4.54	Canteen facility inside the campus have been improved.
16	4.23	Inside our University campus, furnished hostel facilities for Boys and Girls are available.

  
 07-03-23  
 HEAD  
 Department of Business Economics  
 A. P. S. University, Kova (M. P.)

## Parents Feedback Analysis Year 2020-21

Question Number	Mean	Median	Average Deviation	Minimum	Maximum
1	4.46	4.5	0.62	1	5
2	4.38	5	0.57	1	5
3	4.27	4	0.73	1	5
4	4.23	4	0.53	1	5
5	4.23	0	0	1	5
6	4.35	5	0.7	1	5
7	4.46	4.5	0.58	1	5
8	4.46	4	0.58	1	5
9	4.5	4.5	58	1	5
10	4.39	4.5	0.61	1	5
11	4.46	5	54	1	5
12	4.46	4.5	58	1	5
13	4.35	4.5	55	1	5
14	4.65	5	0.45	1	5
15	4.31	4	0.48	1	5
16	4.19	4	0.68	1	5

The analysis of Parents feedback shows that average of all the particulars is more than 4 which is very good. No action needed on these particulars.

  
 07-03-23  
 HEAD  
 Department of Business Economics  
 A. P. S. University, Rewa (M. P.)

**DEPARTMENT OF BUSINESS ECONOMICS**  
**AWADHESH PRATAP SINGH UNIVERSITY, REWA (M.P.)**  
**Students feedback Analysis and Action Taken Report 2019-20**

The Students Feedback (overall) is collected at Department of Business Economics, Awadhesh Pratap Singh University, Rewa from 27 student for the academic year 2019-20. The students have given their responses for the following components/Attributes:

Question Number	Components/Attributes
1	Satisfaction with your course
2	Library Facility
3	Evaluations of answer sheets
4	Extra co-curricular activities
5	Leadership and Encouragement
6	Atmosphere in University Campus
7	Canteen facilities in the University
8	Wash room and Lavatory facilities in the University
9	Online facilities in the University
10	Health Care facilities in the University
11	Supprt of the non-teaching staff
12	Cleanliness
13	Transport facility and connectivity
14	Environment in the University
15	Your Support and dedication towards your University
16	Hostel facilities in the University (if applicable)

*Mathwala*  
*07-3-23*  
PROFESSOR  
Department of Business Economics  
A. P. S. University, Rewa (M.P.)

The Parents Feedback form is collected at Department of Business Economics, Awadhes Pratap Singh University, Rewa form 27 Parents for the academic year 2019.

20. The parents have given their responses on the following particulars:

Question Number	Particulars
1	Available of University information on all for a
2	Updated and informative APSU website
3	Happiness/Satisfaction about admission my ward
4	Transparency in admission process
5	Improvement in knowledge base through interaction with the faculty
6	Discipline in the University
7	Atmosphere in the University
8	Overall personality development of my word
9	Course curriculum and its suitability
10	Empoloyability and the corruculum
11	Syllabus in view of Modern development
12	Participation of your word
13	Transparency of examination process
14	Work environmnet
15	Campus environment
16	Hostel Facilities

*Wasthank*  
07.03.23

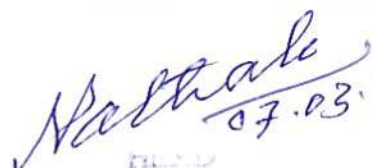
Department of Business Economics  
A. P. S. University, Rewa (M. P.)

## Students Feedback Analysis Year 2019-20

Question Number	Mean	Median	Average Deviation	Minimum	Maximum
1	4.59	4.5	0.54	1	5
2	4.11	4	0.72	1	5
3	4.48	4	0.54	1	5
4	3.96	3.5	0.64	1	5
5	4.37	4.5	0.56	1	5
6	4.15	4.5	0.44	1	5
7	4.19	4	0.66	1	5
8	4.11	4.5	0.66	1	5
9	4.37	4.5	0.61	1	5
10	4.22	4	0.75	1	5
11	4.22	4	0.69	1	5
12	4.19	4.5	0.66	1	5
13	4.15	4	0.57	1	5
14	4.11	4	0.46	1	5
15	4.3	4	0.68	1	5
16	3.96	4.5	0.78	1	5

The Following gives the average feedback score below 4 on which issues raised by students and the subsequent action taken by our University during the session 2019-20

Question Number	Average Score Scale (1-5)	Action Taken
2	4.11	At present Central Library facilities of our University are available with Wi-Fi connection, E-Journals and E-Books subscriptions.
7	4.19	Canteen facility inside the campus have been improved.
16	3.96	Inside our University campus, furnished hostel facilities for Boys and Girls are available.

  
 07.03.23  
 Department of Business Economics  
 A. P. S. University, Kova (M. P.)

## Parents Feedback Analysis Year 2019-20

Question Number	Mean	Median	Average Deviation	Minimum	Maximum
1	4.56	4.5	0.49	1	5
2	4.44	4	0.58	1	5
3	4.48	4.5	0.61	1	5
4	4.44	3.5	0.58	1	5
5	4.41	5	0.57	1	5
6	4.3	4.5	0.78	1	5
7	4.22	3.5	0.69	1	5
8	4.22	4.5	0.63	1	5
9	4.41	4.5	0.61	1	5
10	4.22	4.5	0.58	1	5
11	4.22	4	0.63	1	5
12	4.33	4.5	0.64	1	5
13	4.52	4.5	0.53	1	5
14	4.44	4	0.66	1	5
15	4.52	4	0.57	1	5
16	4.04	4	0.51	1	5

The analysis of Parents feedback shows that average of all the particulars is more than 4 which is very good. No action needed on these particulars.

  
 07.03.23  
 HEAD  
 Department of Business Economics  
 A. P. S. University, Kova (M. P.)

**DEPARTMENT OF BUSINESS ECONOMICS**  
**AWADHESH PRATAP SINGH UNIVERSITY, REWA (M.P.)**  
**Students feedback Analysis and Action Taken Report 2018-19**

The Students Feedback (overall) is collected at Department of Business Economics, Awadhesh Pratap Singh University, Rewa from 17 student for the academic year 2018-19. The students have given their responses for the following components/Attributes:

Question Number	Components/Attributes
1	Satisfaction with your course
2	Library Facility
3	Evaluations of answer sheets
4	Extra co-curricular activities
5	Leadership and Encouragement
6	Atmosphere in University Campus
7	Canteen facilities in the University
8	Wash room and Lavatory facilities in the University
9	Online facilities in the University
10	Health Care facilities in the University
11	Supprt of the non-teaching staff
12	Cleanliness
13	Transport facility and connectivity
14	Environment in the University
15	Your Support and dedication towards your University
16	Hostel facilities in the University (if applicable)

*Nathwani*  
07.03.23  
HEAD  
Department of Business Economics  
A. P. S. University, Rewa (M. P.)



The Parents Feedback form is collected at Department of Business Economics, Awadhes Pratap Singh University, Rewa form 17 Parents for the academic year 2018-

19. The parents have given their responses on the following particulars:

Question Number	Particulars
1	Available of University information on all for a
2	Updated and informative APSU websity
3	Happiness/Satisfaction about admission my ward
4	Transparency in admission process
5	Improvement in knowledge base through interaction with the faculty
6	Discipline in the University
7	Atmosphere in the University
8	Overall personality development of my word
9	Course curriculum and its suitability
10	Empoloyability and the corruculum
11	Syllabus in view of Modern development
12	Participation of your word
13	Transparency of examination process
14	Work environmnet
15	Campus environment
16	Hostel Facilities

*Nathu*  
07-03-23  
HEAD  
Department of Business Economics  
A. P. S. University, Rewa (M.P.)

## Students Feedback Analysis Year 2018-19

Question Number	Mean	Median	Average Deviation	Minimum	Maximum
1	4.82	5	0.29	1	5
2	4.41	5	0.69	1	5
3	4.59	5	0.48	1	5
4	4.18	4	0.48	1	5
5	4.29	4	0.66	1	5
6	4.35	4	0.61	1	5
7	4.35	4	0.61	1	5
8	4.47	5	0.62	1	5
9	4.24	4	0.45	1	5
10	4.24	4	0.63	1	5
11	4.06	4	0.55	1	5
12	4.24	4	0.54	1	5
13	4.35	5	0.69	1	5
14	4.06	4	0.44	1	5
15	4.53	5	0.61	1	5
16	4.06	4	0.55	1	5

The Following gives the average feedback score below 4 on which issues raised by students and the subsequent action taken by our University during the session 2018-19

Question Number	Average Score Scale (1-5)	Action Taken
2	4.41	At present Central Library facilities of our University are available with Wi-Fi connection, E-Journals and E-Books subscriptions.
7	4.35	Canteen facility inside the campus have been improved.
16	4.06	Inside our University campus, furnished hostel facilities for Boys and Girls are available.

*Nalini*  
07.03.23  
HEAD

Department of Business Economics  
A. P. S. University, Kova (M. P.)

## Parents Feedback Analysis Year 2018-19

Question Number	Mean	Median	Average Deviation	Minimum	Maximum
1	4.59	5	0.53	1	5
2	4.18	5	0.58	1	5
3	4.47	5	0.56	1	5
4	4.06	4	0.44	1	5
5	4.53	5	0.55	1	5
6	4.24	5	0.63	1	5
7	4.24	4	0.63	1	5
8	4.35	5	0.61	1	5
9	4.53	5	0.55	1	5
10	4.18	5	0.48	1	5
11	4.53	5	0.61	1	5
12	4.47	5	0.56	1	5
13	4.41	4.5	0.62	1	5
14	4.29	4	0.58	1	5
15	4.18	5	0.48	1	5
16	4.41	5	0.69	1	5

The analysis of Parents feedback shows that average of all the particulars is more than 4 which is very good. No action needed on these particulars.

*Nathu*  
 07.03.23  
 HEAD  
 Department of Business Economics  
 A. P. S. University, Kova (M. P.)

**DEPARTMENT OF BUSINESS ECONOMICS**  
**AWADHESH PRATAP SINGH UNIVERSITY, REWA (M.P.)**

**Students feedback Analysis and Action Taken Report 2017-18**

The Students Feedback (overall) is collected at Department of Business Economics, Awadhesh Pratap Singh University, Rewa from 17 student for the academic year 2017-18. The students have given their responses for the following components/Attributes:

Question Number	Components/Attributes
1	Satisfaction with your course
2	Library Facility
3	Evaluations of answer sheets
4	Extra co-curricular activities
5	Leadership and Encouragement
6	Atmosphere in University Campus
7	Canteen facilities in the University
8	Wash room and Lavatory facilities in the University
9	Online facilities in the University
10	Health Care facilities in the University
11	Supprt of the non-teaching staff
12	Cleanliness
13	Transport facility and connectivity
14	Environment in the University
15	Your Support and dedication towards your University
16	Hostel facilities in the University (if applicable)

*Mathak*  
*07.03.23*  
HEAD

Department of Business Economics  
A. P. S. University, Rewa (M. P.)

The Parents Feedback form is collected at Department of Business Economics, Awahes Pratap Singh University, Rewa form 17 Parents for the academic year 2017-

18. The parents have given their responses on the following particulars:

Question Number	Particulars
1	Available of University information on all for a
2	Updated and informative APSU website
3	Happiness/Satisfaction about admission my ward
4	Transparency in admission process
5	Improvement in knowledge base through interaction with the faculty
6	Discipline in the University
7	Atmosphere in the University
8	Overall personality development of my word
9	Course curriculum and its suitability
10	Empoloyability and the corruculum
11	Syllabus in view of Modern development
12	Participation of your word
13	Transparency of examination process
14	Work environmnet
15	Campus environment
16	Hostel Facilities

*Wadhwa*  
07.03.23  
MSAB  
Department of Business Economics  
A. P. S. University, Rewa (M. P.)

## Students Feedback Analysis Year 2017-18

Question Number	Mean	Median	Average Deviation	Minimum	Maximum
1	4.71	5	0.42	1	5
2	4.35	5	0.68	1	5
3	4.47	5	0.62	1	5
4	4	4	0.71	1	5
5	3.88	4	0.62	1	5
6	4.06	4	0.78	1	5
7	3.94	4	0.55	1	5
8	4.18	4	0.58	1	5
9	4.06	4	0.55	1	5
10	3.94	4	0.78	1	5
11	4.18	4	0.58	1	5
12	3.94	4	0.44	1	5
13	4.53	5	0.55	1	5
14	4.24	4	0.63	1	5
15	4.41	5	0.62	1	5
16	4.06	4	0.44	1	5

The Following gives the average feedback score below 4 on which issues raised by students and the subsequent action taken by our University during the session 2017-18

Question Number	Average Score Scale (1-5)	Action Taken
2	4.47	At present Central Library facilities of our University are available with Wi-Fi connection, E-Journals and E-Books subscriptions.
7	3.94	Canteen facility inside the campus have been improved.
16	3.71	Inside our University campus, furnished hostel facilities for Boys and Girls are available.

*Naithank*  
07.03.23

Department of Business Economics  
A. P. S. University, Rewa (M. P.)

## Parents Feedback Analysis Year 2017-18

Question Number	Mean	Median	Average Deviation	Minimum	Maximum
1	4.71	5	0.42	1	5
2	4.53	5	0.55	1	5
3	4.29	5	0.69	1	5
4	4.29	4	0.58	1	5
5	4.29	4	0.58	1	5
6	4.12	4	0.66	1	5
7	3.94	4	0.52	1	5
8	4.24	4	0.78	1	5
9	4	4	0.63	1	5
10	4.18	4	0.59	1	5
11	4.29	4	0.58	1	5
12	4.29	4	0.66	1	5
13	4.29	4	0.66	1	5
14	4.35	5	0.76	1	5
15	4.18	4	0.68	1	5
16	4.29	4	0.66	1	5

The analysis of Parents feedback shows that average of all the particulars is more than 4 which is very good. No action needed on these particulars.

  
 07.03.23  
 HEAD  
 Department of Business Economics  
 A. P. S. University, Rewa (M. P.)



DEPARTMENT OF PHYSICAL EDUCATION & SPORTS SCIENCE  
Awadhesh Pratap Singh University, Rewa  
(M.P.)

The Students Feedback (overall) is collected at Physical Education & Sports Science, APSU, Rewa from 25 students for the academic Year 2021-2022. The students have been given their responses for the following components/Attributes.

Question Number	Components/Attributes
1	Satisfaction with your course
2	Library Facility
3	Evaluations of answer sheets
4	Extra co-curricular activities
5	Leadership and Encouragement
6	Atmosphere in University Campus
7	Canteen facilities in the University
8	Wash room and Lavatory facilities in the University
9	Online facilities in the University
10	Health Care facilities in the University
11	Support of the non-teaching staff
12	Cleanliness
13	Transport facility and connectivity
14	Environment in the University
15	Your Support and dedication towards your University
16	Hostel facilities in the University (if applicable)


  
Director in Charge  
Department of Physical Education  
A.P.S. University Rewa (M.P.)



Students Feedback Analysis Year 2021-2022			
Question Number	Average	Minimum	Maximum
1	4.52	1	5
2	4.44	1	5
3	4.44	1	5
4	4.80	1	5
5	4.44	1	5
6	4.44	1	5
7	3.72	1	5
8	4.44	1	5
9	4.61	1	5
10	3.72	1	5
11	4.57	1	5
12	4.52	1	5
13	4.61	1	5
14	4.62	1	5
15	4.80	1	5
16	4.44	1	5

The Following gives the average feedback score below 4 on which issues raised by students and the subsequent action taken by our university during the session 2021-2022.

Question Number	Average Score	Action Taken
2.	3.72	At present central library facilities of our university are available with wi-Fi , E-Journals and E-books subscription.
7.	3	Canteen facilities inside the campus have been improved.
8.	3.72	Washrooms of our department are renovated.
16.	2.90	Our university campus , furnished hostel facilities for boys and Girls separately.


  
 Director & Head  
 Department of Physical Education  
 A.P.S. University Rewa (M.P.)



DEPARTMENT OF PHYSICAL EDUCATION & SPORTS SCIENCE  
Awadhesh Pratap Singh University, Rewa  
(M.P.)

The Students Feedback (overall) is collected at Physical Education & Sports Science, APSU, Rewa from 23 students for the academic Year 2020-2021. The students have been given their responses for the following components/Attributes.

Question Number	Components/Attributes
1	Satisfaction with your course
2	Library Facility
3	Evaluations of answer sheets
4	Extra co-curricular activities
5	Leadership and Encouragement
6	Atmosphere in University Campus
7	Canteen facilities in the University
8	Wash room and Lavatory facilities in the University
9	Online facilities in the University
10	Health Care facilities in the University
11	Support of the non-teaching staff
12	Cleanliness
13	Transport facility and connectivity
14	Environment in the University
15	Your Support and dedication towards your University
16	Hostel facilities in the University (if applicable)

  
Director  
Department of Physical Education  
A.P.S. University Rewa, M.P.

Students Feedback Analysis Year 2020-2021			
Question Number	Average	Minimum	Maximum
1	4.17	1	5
2	4.4	1	5
3	4.95	1	5
4	4.4	1	5
5	4.13	1	5
6	4.8	1	5
7	4.4	1	5
8	4	1	5
9	4.17	1	5
10	4.8	1	5
11	3.95	1	5
12	3.86	1	5
13	4.4	1	5
14	4.21	1	5
15	4	1	5
16	4.26	1	5

The Following gives the average feedback score below 4 on which issues raised by students and the subsequent action taken by our university during the session 2020-2021.

Question Number	Average Score	Action Taken
2.	4.8	At present central library facilities of our university are available with wi-Fi , E-Journals and E-books subscription.
7.	4.13	Canteen facilities inside the campus have been improved.
8.	4.21	Washrooms of our department are renovated.
16.	4.8	Our university campus , furnished hostel facilities for boys and Girls separately.

  
 Director / Head  
 Department of Physical Education  
 A.P.S. University Rewa (M.P.)



DEPARTMENT OF PHYSICAL EDUCATION & SPORTS SCIENCE  
**Awadhesh Pratap Singh University, Rewa**  
(M.P.)

The Students Feedback (overall) is collected at Physical Education & Sports Science, APSU, Rewa from 18 students for the academic Year 2018-2019. The students have been given their responses for the following components/Attributes.

Question Number	Components/Attributes
1	Satisfaction with your course
2	Library Facility
3	Evaluations of answer sheets
4	Extra co-curricular activities
5	Leadership and Encouragement
6	Atmosphere in University Campus
7	Canteen facilities in the University
8	Wash room and Lavatory facilities in the University
9	Online facilities in the University
10	Health Care facilities in the University
11	Support of the non-teaching staff
12	Cleanliness
13	Transport facility and connectivity
14	Environment in the University
15	Your Support and dedication towards your University
16	Hostel facilities in the University (if applicable)

Director & Head  
Department of Physical Education  
A.P.S. University Rewa, M.P.

Students Feedback Analysis Year 2018-2019			
Question Number	Average	Minimum	Maximum
1	4.11	1	5
2	4.16	1	5
3	3.94	1	5
4	3.88	1	5
5	4.05	1	5
6	3.72	1	5
7	3.66	1	5
8	4.44	1	5
9	4.72	1	5
10	3.83	1	5
11	3.77	1	5
12	3.61	1	5
13	3.77	1	5
14	4.16	1	5
15	4.16	1	5
16	3.66	1	5

The Following gives the average feedback score below 4 on which issues raised by students and the subsequent action taken by our university during the session 2018-2019.

Question Number	Average Score	Action Taken
2.	3.83	At present central library facilities of our university are available with wi-Fi , E-Journals and E-books subscription.
7.	4.22	Canteen facilities inside the campus have been improved.
8.	4.11	Washrooms of our department are renovated.
16.	4	Our university campus , furnished hostel facilities for boys and Girls separately.


  
 Director & Head  
 Department of Physical Education  
 A.P.S. University Narsaraopet



DEPARTMENT OF PHYSICAL EDUCATION & SPORTS SCIENCE  
Awadhesh Pratap Singh University, Rewa  
(M.P.)

The Students Feedback (overall) is collected at Physical Education & Sports Science, APSU, Rewa from 20 students for the academic Year 2019-2020. The students have been given their responses for the following components/Attributes.

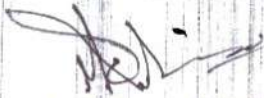
Question Number	Components/Attributes
1	Satisfaction with your course
2	Library Facility
3	Evaluations of answer sheets
4	Extra co-curricular activities
5	Leadership and Encouragement
6	Atmosphere in University Campus
7	Canteen facilities in the University
8	Wash room and Lavatory facilities in the University
9	Online facilities in the University
10	Health Care facilities in the University
11	Support of the non-teaching staff
12	Cleanliness
13	Transport facility and connectivity
14	Environment in the University
15	Your Support and dedication towards your University
16	Hostel facilities in the University (if applicable)

  
Director / Head  
Department of Physical Education  
A.P.S. University Rewa (M.P.)

Students Feedback Analysis Year 2019-2020			
Question Number	Average	Minimum	Maximum
1	3.55	1	5
2	3.8	1	5
3	3.9	1	5
4	4.03	1	5
5	4.1	1	5
6	3.6	1	5
7	3.6	1	5
8	4.2	1	5
9	4.4	1	5
10	4.5	1	5
11	3.85	1	5
12	3.65	1	5
13	3.9	1	5
14	4.5	1	5
15	3.25	1	5
16	4.1	1	5

The Following gives the average feedback score below 4 on which issues raised by students and the subsequent action taken by our university during the session 2019-2020.

Question Number	Average Score	Action Taken
2.	3.5	At present central library facilities of our university are available with wi-Fi , E-Journals and E-books subscription.
7.	3.4	Canteen facilities inside the campus have been improved.
8.	3.75	Washrooms of our department are renovated.
16.	3.9	Our university campus , furnished hostel facilities for boys and Girls separately.

  
 Director / Head  
 Department of Physical Education  
 A.P.S. University Nawa (M.P.)



DEPARTMENT OF PHYSICAL EDUCATION & SPORTS SCIENCE  
Awadhesh Pratap Singh University, Rewa  
(M.P.)

The Students Feedback (overall) is collected at Physical Education & Sports Science, APSU, Rewa from 22 students for the academic Year 2017-2018. The students have been given their responses for the following components/Attributes.

Question Number	Components/Attributes
1	Satisfaction with your course
2	Library Facility
3	Evaluations of answer sheets
4	Extra co-curricular activities
5	Leadership and Encouragement
6	Atmosphere in University Campus
7	Canteen facilities in the University
8	Wash room and Lavatory facilities in the University
9	Online facilities in the University
10	Health Care facilities in the University
11	Support of the non-teaching staff
12	Cleanliness
13	Transport facility and connectivity
14	Environment in the University
15	Your Support and dedication towards your University
16	Hostel facilities in the University (if applicable)


Director & Head  
Department of Physical Education  
A.P.S. University Rewa (M.P.)



Students Feedback Analysis Year 2017-2018			
Question Number	Average	Minimum	Maximum
1	3.90	1	5
2	4.01	1	5
3	4.04	1	5
4	4.04	1	5
5	4.18	1	5
6	4.22	1	5
7	04	1	5
8	4.09	1	5
9	4.13	1	5
10	4.13	1	5
11	3.95	1	5
12	3.90	1	5
13	4.04	1	5
14	4.27	1	5
15	04	1	5
16	4.36	1	5

The Following gives the average feedback score below 4 on which issues raised by students and the subsequent action taken by our university during the session 2017-2018.

Question Number	Average Score	Action Taken
2.	3.90	At present central library facilities of our university are available with wi-Fi , E-Journals and E-books subscription.
7.	4.04	Canteen facilities inside the campus have been improved.
8.	4.18	Washrooms of our department are renovated.
16.	4.09	Our university campus , furnished hostel facilities for boys and Girls separately.

  
 Director & Head  
 Department of Physical Education  
 A.P.S. University, Telangana

**Department of Philosophy**  
**AWADHESH PRATAP SINGH UNIVERSITY, REWA (M.P.)**

**Students Feedback Analysis and Action Taken Report**

**BATCH: 2017-2018, 2018-19 and 2021-22**

**Student Feedback**

All students of various courses of Master of Arts and Bachelor of Arts (Hons) (Self-supporting) of the department were asked to give feedback about department and university. Total 42 students of this department have submitted their confidential feedback. On the basis of these received feedback, the detailed report is prepared. The activities of department in the above feedback form with different sections have been analyzed to create a quality profile for the department to establish a quality index profile. The response of this feedback form consists of four options

(i) Very good (ii) Good (iii) Satisfactory and (iv) Unsatisfactory.

The student may select any one option of the four. The analyses are shown in bar charts. We have collected feedback from our MA Philosophy Post Graduate Previous and First Year and B.A. (Hons) under graduate first year students.

This feedback form is divided in to two parts: (i) course wise and (ii) overall

**Course wise**

In this section feedback form has eleven-point scale on the components/attributes is developed. Students felt that the objectives were clear for each course and the course workload was also manageable by the students. The syllabus framed was socially relevant and suitable for the placements in job market. Even the curriculum helps the students to be a responsible citizen of the country.

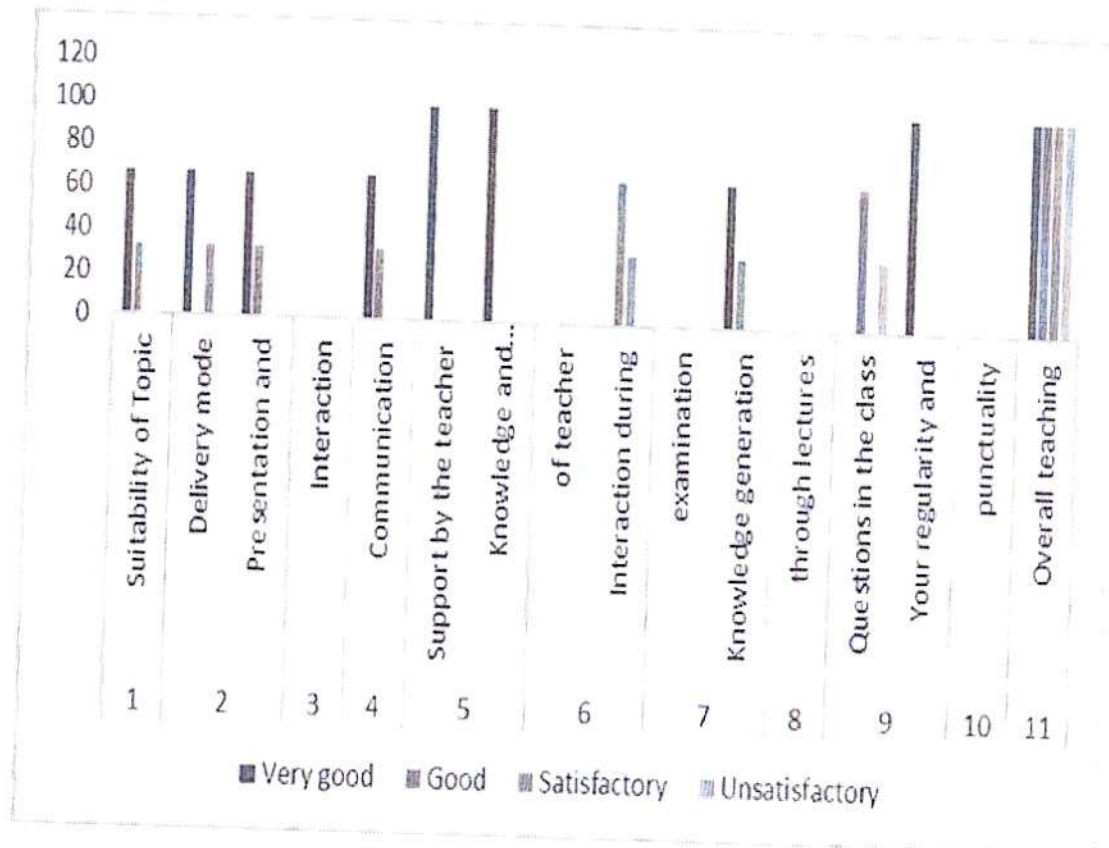
**Overall**

In this section feedback form has sixteen-point scale on the components. Students felt that the objectives were clear for each fields. The all statements were in the range of 15 to 80.00 % with very good, good and satisfactory except in Canteen facilities found range is 06.25 to 40.00 %.

  
**Head**  
**Department of Philosophy**  
**A.P.S. University, Rewa (M.P.)**

### Student feedback (Course wise) 2017-18

S.No.	Components/Attributes	Response in %			
		Very good	Good	Satisfactory	Unsatisfactory
1	Suitability of Topic	67	33	00	00
2	Delivery mode	67	00	33	00
3	Presentation and Interaction	67	33	00	00
4	Communication	67	33	00	00
5	Support by the teacher	100	00	00	00
6	Knowledge and wisdom of teacher	100	00	00	00
7	Interaction during examination	00	67	33	00
8	Knowledge generation through lectures	67	33	00	00
9	Questions in the class	00	67	00	33
10	Your regularity and punctuality	100	00	00	00
11	Overall teaching	100	100	100	100

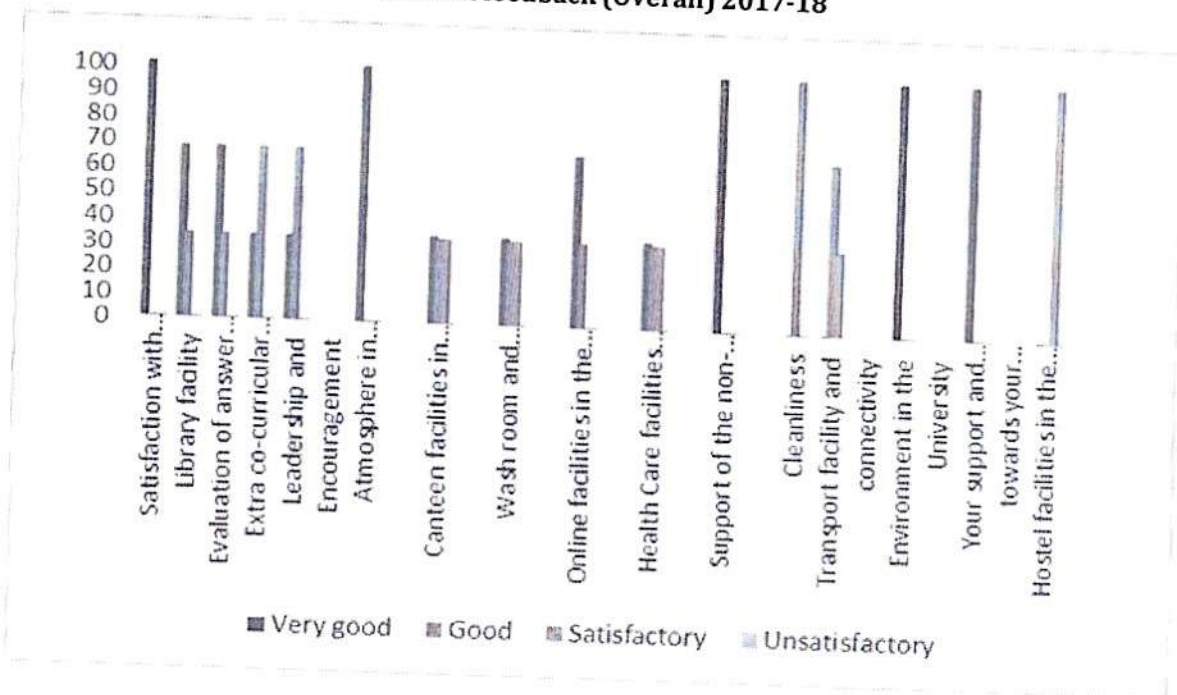


  
**Head**  
 Department of Philosophy  
 A.P.S. University, Rewa (M.P.)

### Student feedback (Overall) 2017-18

S.No.	Components/Attributes	Response in %			
		Very good	Good	Satisfactory	Unsatisfactory
1	Satisfaction with your course	100	00	00	00
2	Library facility	67	33	00	00
3	Evaluation of answer sheets	67	33	00	00
4	Extra co-curricular activities	33	67	00	00
5	Leadership and Encouragement	33	67	00	00
6	Atmosphere in University Campus	100	00	00	00
7	Canteen facilities in the University	34	33	33	00
8	Wash room and lavatory facilities in the University	34	33	33	00
9	Online facilities in the University	67	33	00	00
10	Health Care facilities in the University	34	33	33	00
11	Support of the non-teaching staff	100	00	00	00
12	Cleanliness	00	100	00	00
13	Transport facility and connectivity	00	67	33	00
14	Environment in the University	100	00	00	00
15	Your support and dedication towards your University	100	00	00	00
16	Hostel facilities in the University	00	00	100	00

### Student feedback (Overall) 2017-18

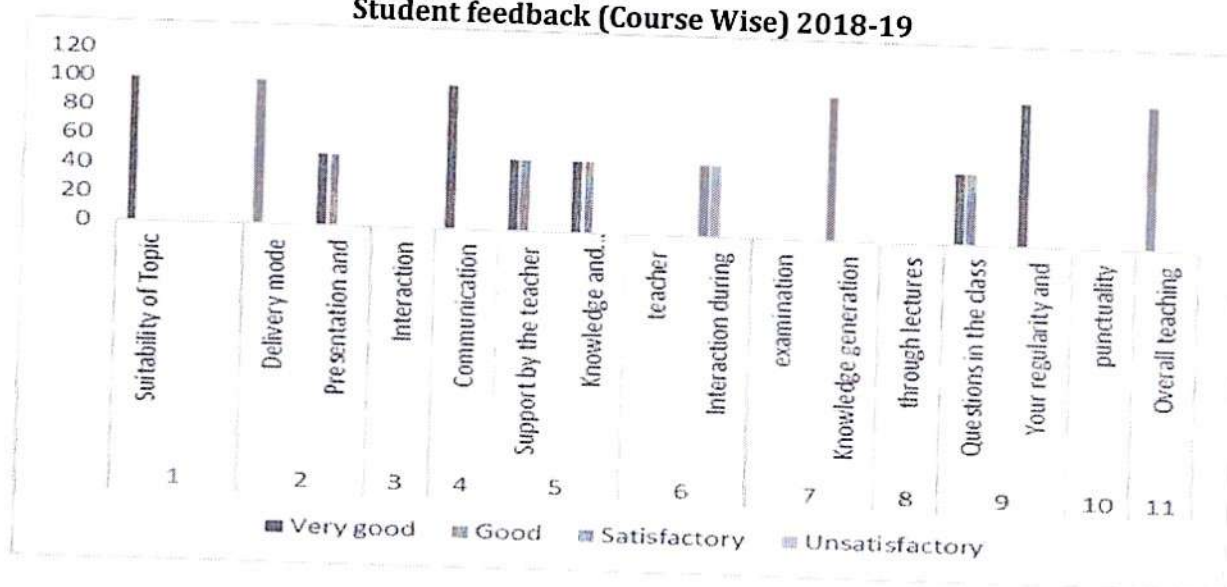


  
 Head  
 Department of Philosophy  
 University, Rewa (M.P.)

### Student feedback (Course Wise) 2018-19

S.No.	Components/Attributes	Response in %			
		Very good	Good	Satisfactory	Unsatisfactory
1	Suitability of Topic	100	00	00	00
2	Delivery mode	100	00	00	00
3	Presentation and Interaction	50	50	00	00
4	Communication	100	00	00	00
5	Support by the teacher	50	50	00	00
6	Knowledge and wisdom of teacher	50	50	00	00
7	Interaction during examination	50	50	00	00
8	Knowledge generation through lectures	100	00	00	00
9	Questions in the class	50	50	00	00
10	Your regularity and punctuality	100	00	00	00
11	Overall teaching	100	00	00	00

### Student feedback (Course Wise) 2018-19

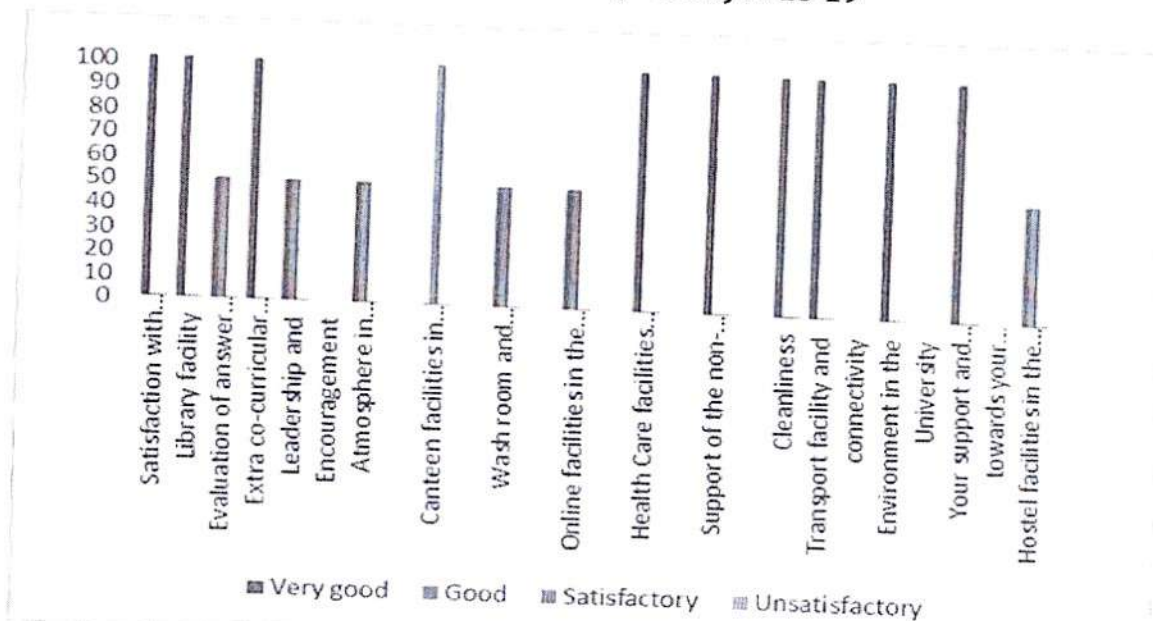



  
 Head  
 Department of Philosophy  
 A.P.S. University, Rewa (M.P.)

### Student feedback (Overall) 2018-19

S.No.	Components/Attributes	Response in %			
		Very good	Good	Satisfactory	Unsatisfactory
1	Satisfaction with your course	100	00	00	00
2	Library facility	100	00	00	00
3	Evaluation of answer sheets	50	50	00	00
4	Extra co-curricular activities	100	00	00	00
5	Leadership and Encouragement	50	50	00	00
6	Atmosphere in University Campus	50	50	00	00
7	Canteen facilities in the University	00	100	00	00
8	Wash room and lavatory facilities in the University	50	50	00	00
9	Online facilities in the University	50	50	00	00
10	Health Care facilities in the University	100	00	00	00
11	Support of the non-teaching staff	100	00	00	00
12	Cleanliness	100	00	00	00
13	Transport facility and connectivity	100	00	00	00
14	Environment in the University	100	00	00	00
15	Your support and dedication towards your University	100	00	00	00
16	Hostel facilities in the University	50	50	00	00

### Student feedback (Overall) 2018-19

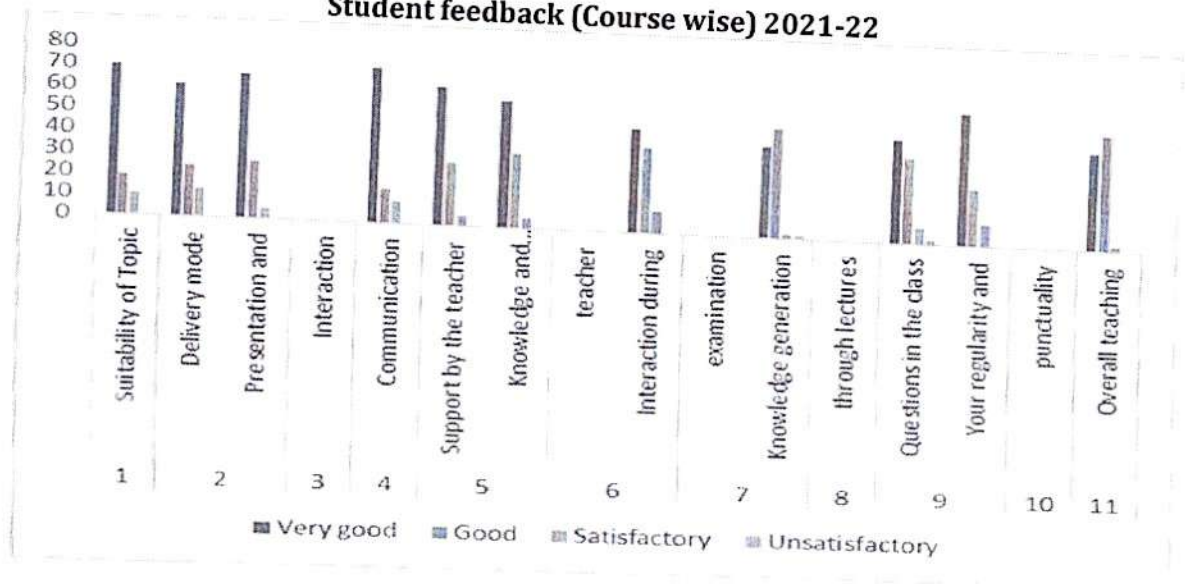


  
 Head  
 Department of Philosophy  
 University, Rewa (M.P.)

### Student feedback (Course wise) 2021-22

S.No.	Components/Attributes	Response in %			
		Very good	Good	Satisfactory	Unsatisfactory
1	Suitability of Topic	70.27	18.92	10.81	00
2	Delivery mode	62.16	24.32	13.52	00
3	Presentation and Interaction	67.56	27.04	5.40	00
4	Communication	72.9	16.2	10.81	00
5	Support by the teacher	64.8	29.7	5.50	00
6	Knowledge and wisdom of teacher	59.45	35.13	5.42	00
7	Interaction during examination	48.6	40.54	10.86	00
8	Knowledge generation through lectures	43.24	51.35	2.71	2.70
9	Questions in the class	48.64	40.54	8.10	2.72
10	Your regularity and punctuality	62.16	27.02	10.82	00
11	Overall teaching	45.94	54.4	2.70	00

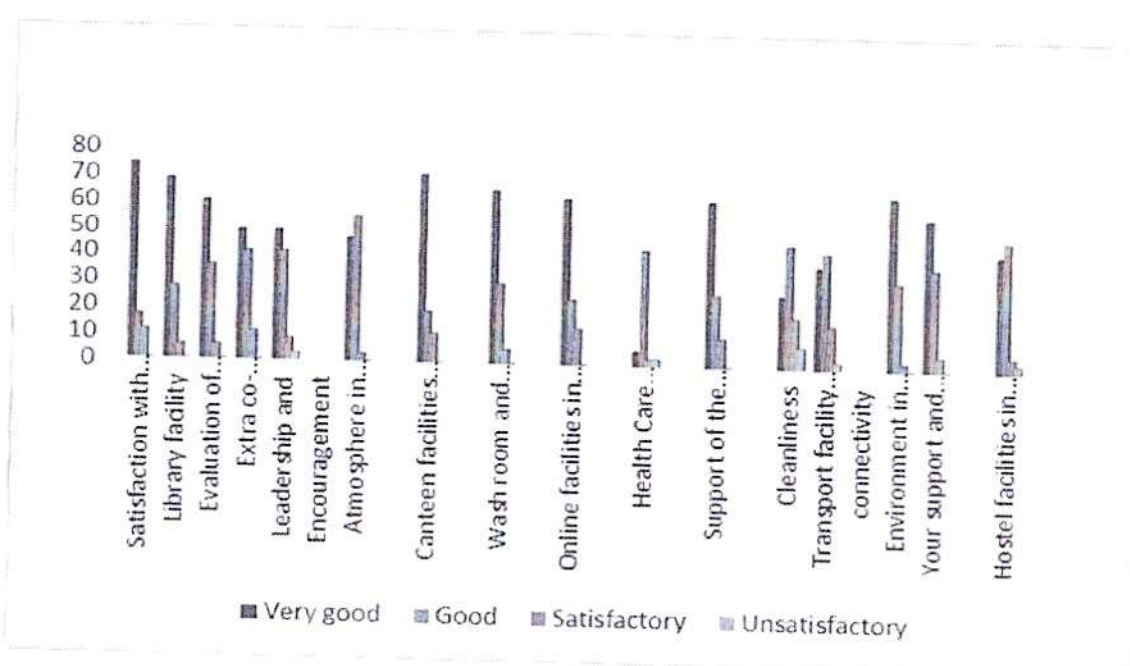
### Student feedback (Course wise) 2021-22




  
 Head  
 Department of Philosophy  
 A.P.S. University, Rewa (M.P.)

### Student feedback form (Overall) 2021-22

S.No.	Components/Attributes	Response in %			
		Very good	Good	Satisfactory	Unsatisfactory
1	Satisfaction with your course	72.97	16.21	10.81	00
2	Library facility	67.56	27.02	05.40	00
3	Evaluation of answer sheets	59.45	35.13	05.40	00
4	Extra co-curricular activities	48.64	40.54	10.81	00
5	Leadership and Encouragement	48.64	40.54	08.10	02.70
6	Atmosphere in University Campus	45.94	54.05	02.70	00
7	Canteen facilities in the University	70.27	18.91	10.81	00
8	Wash room and lavatory facilities in the University	64.86	29.72	05.40	00
9	Online facilities in the University	62.16	24.32	13.51	00
10	Health Care facilities in the University	5.35	43.24	02.70	02.70
11	Support of the non-teaching staff	62.16	27.02	10.81	00
12	Cleanliness	27.02	45.94	18.91	08.10
13	Transport facility and connectivity	37.83	43.24	16.21	02.70
14	Environment in the University	64.86	32.43	02.70	00
15	Your support and dedication towards your University	56.75	37.83	05.40	00
16	Hostel facilities in the University	43.24	48.64	05.40	02.70



  
 Head  
 Department of Philosophy  
 University, Rewa (M.P.)



## ACTION TAKEN REPORT

1. The feedback of students shows that majority of students are happy with overall teaching, learning pattern of the department.
2. Departmental meetings have been organized to resolve the problems, issues and decisions taken accordingly.
3. The syllabus of Post Graduate courses are being revised time to time and courses designed as per CBCS and New Education Policy basis.
4. It has been seen that departmental library is having sufficient books.
5. For slow learners remedial classes have been included in time table.
6. Apart from subject knowledge measures have been taken to provide additional inputs and Ideas of the concepts which are relevant to the current job market.
7. Sectors relevant practical experience and internship work/ project work.
8. Teachers have been advised to carry out their teaching classes as per scheduled time table.

  
Head  
Department of Philosophy  
A.P.J. University, Rewa (M.P.)

प्राचीन भारतीय इतिहास, संस्कृति एवं पुरातत्व विभाग  
अवधेश प्रताप सिंह विश्वविद्यालय, रीवा (म.प्र.)

क्रमांक / 2020 / 55

दिनांक 21.09.2020

प्रति,

समन्वयक  
आई.क्यू.ए.सी.  
अवधेश प्रताप सिंह विश्वविद्यालय,  
रीवा (म.प्र.)

विषय: Feed Back Analysis सम्बन्धी जानकारी।

प्राचीन भारतीय इतिहास, संस्कृति एवं पुरातत्व विभाग के छात्रों, अभिभावकों एवं पुरा छात्रों से समय-समय पर Feed Back लिया गया। कुछ सुझाव मौखिक रूप से भी आये। तदनुसार आवश्यक कार्यवाही की गई और ए.क्यू.ए.आर. में परामर्श के अनुसार किये गये निर्णय को सम्मिलित किया गया।

आपसे अनुरोध है कि विभाग के Feed Back संबंधी जानकारी अभिलेख के रूप में सुरक्षित रखने की कृपा करें।

(D Singh)

विभागाध्यक्ष  
प्राचीन भारतीय इतिहास, संस्कृति एवं  
पुरातत्व विभाग  
अवधेश प्रताप सिंह विश्वविद्यालय, रीवा (म.प्र.)

**Department of Psychology**  
**AWADHESH PRATAP SINGH UNIVERSITY, REWA (M.P.)**  
**Students Feedback Analysis and Action Taken Report**  
**BATCH: 2017-2018, 2018-19 and 2021-22**

**Student Feedback**

All students of various courses of Master of Arts (Psychology) (Regular Course) B.A. (Hons) Psychology (Self-supporting) of the department were asked to give feedback about department and university. Total 40 students of this department have submitted their confidential feedback. On the basis of these received feedback, the detailed report is prepared. The activities of department in the above feedback form with different sections have been analyzed to create a quality profile for the department to establish a quality index profile. The response of this feedback form consists of four options

(i) Very good (ii) Good (iii) Satisfactory and (iv) Unsatisfactory.

The student may select any one option of the four. The analyses are shown in bar charts. We have collected feedback from our M.A. Psychology Post Graduate Previous and Final Year and B.A. (Hons) Psychology under graduate students.

This feedback form is divided in to two parts: (i) course wise and (ii) overall

**Course wise**

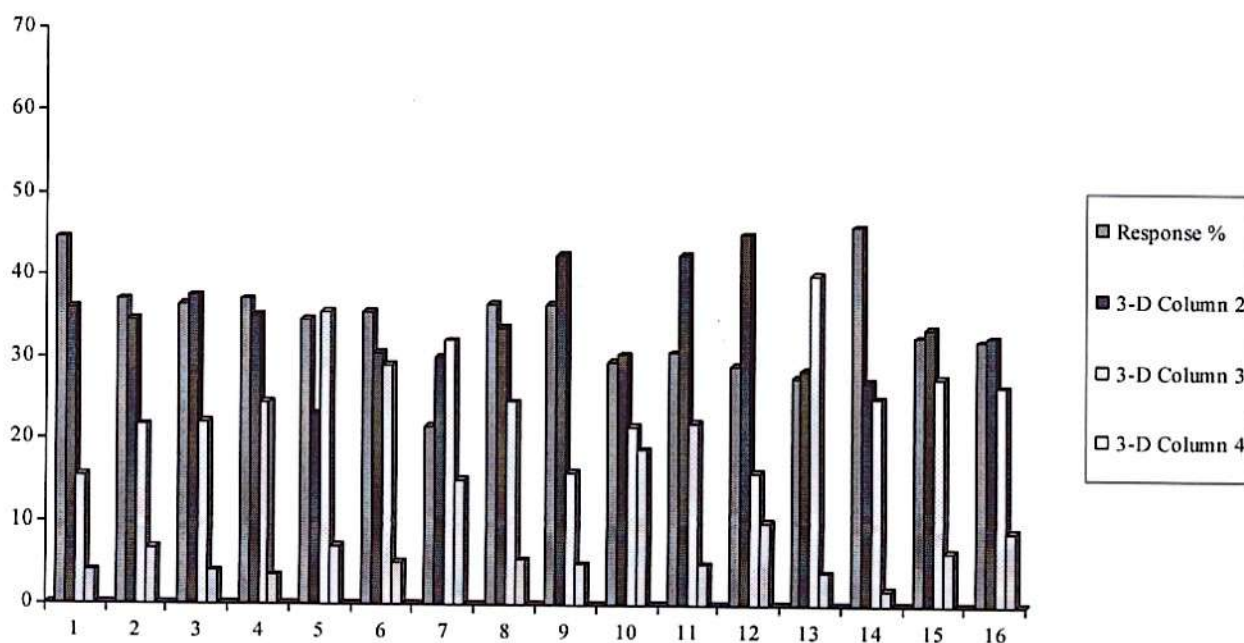
In this section feedback form has eleven-point scale on the components/attributes is developed. Students felt that the objectives were clear for each course and the course workload was also manageable by the students. The syllabus framed was socially relevant and suitable for the placements in job market. Even the curriculum helps the students to be a responsible citizen of the country.

**Overall**

In this section feedback form has sixteen-point scale on the components. Students felt that the objectives were clear for each fields. The all statements results depicted that 30% with very good, 50% good and 12% satisfactory and 8% Unsatisfactory.

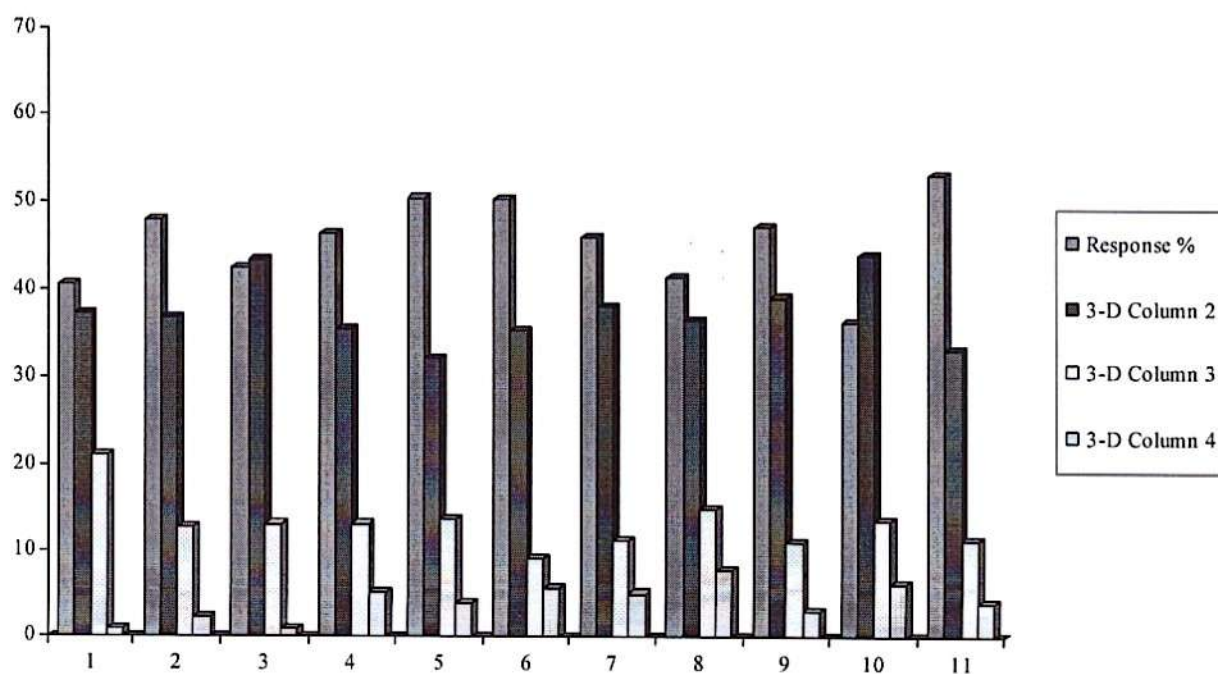
### Student feedback form (Overall) 2021-22

S.No.	Components/Attributes	Response in %			
		Very good	Good	Satisfactory	Unsatisfactory
1	Satisfaction with your course	44.50	36.00	15.50	4.0
2	Library facility	37.05	34.55	21.6	6.8
3	Evaluation of answer sheets	36.5	37.5	22.00	4.0
4	Extra co-curricular activities	37.00	35.00	24.40	3.6
5	Leadership and Encouragement	34.50	23.00	35.50	7.00
6	Atmosphere in University Campus	35.50	30.40	29.00	5.1
7	Canteen facilities in the University	21.50	30.00	32.00	15.00
8	Wash room and lavatory facilities in the University	36.50	33.50	24.50	5.5
9	Online facilities in the University	36.50	42.50	16.00	5.0
10	Health Care facilities in the University	29.50	30.30	21.50	18.7
11	Support of the non-teaching staff	30.5	42.50	22.00	5.00
12	Cleanliness	29.00	45.00	16.00	10.00
13	Transport facility and connectivity	27.50	28.50	40.00	4.00
14	Environment in the University	46.00	27.00	25.00	2.0
15	Your support and dedication towards your University	32.50	33.50	27.50	6.5
16	Hostel facilities in the University	32.00	32.50	26.50	9.00



### Student feedback (Course wise) 2021-22

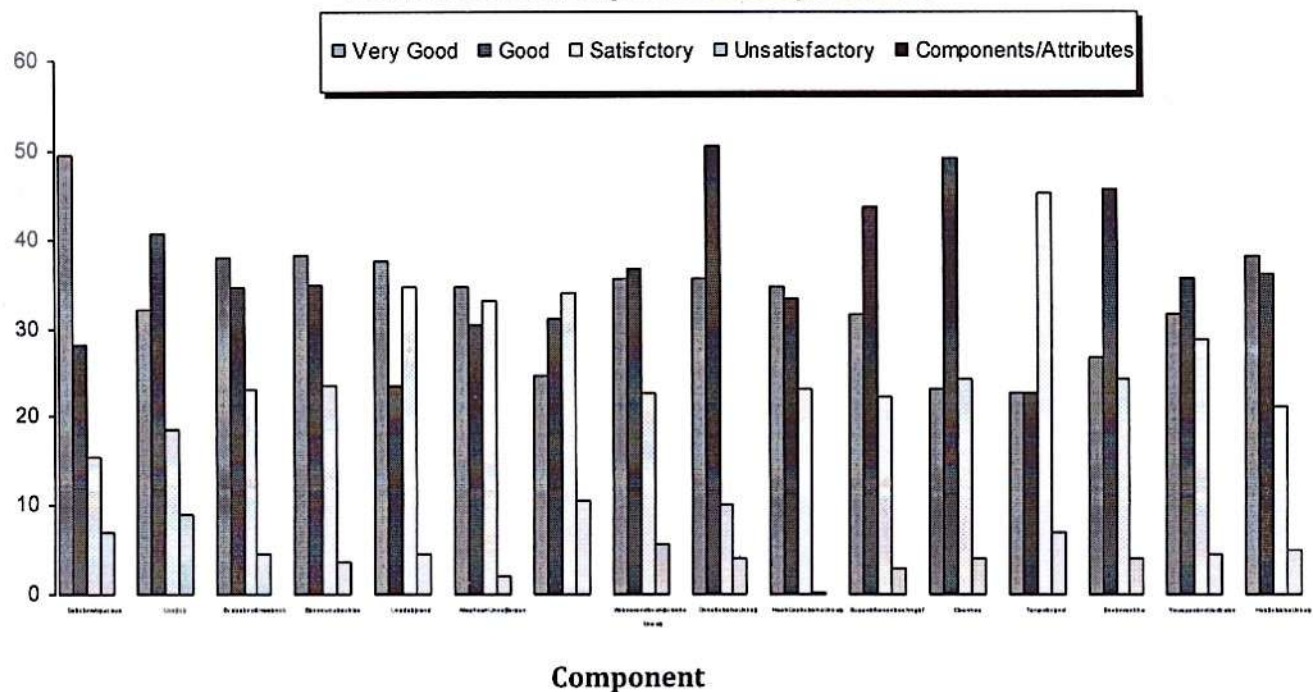
S.No.	Components/Attributes	Response in %			
		Very good	Good	Satisfactory	Unsatisfactory
1	Suitability of Topic	40.7	37.2	21.00	1.1
2	Delivery mode	48.1	36.8	12.7	2.4
3	Presentation and Interaction	42.6	43.4	13.00	1.00
4	Communication	46.50	35.4	13.00	5.1
5	Support by the teacher	50.4	32.00	13.6	4.00
6	Knowledge and wisdom of teacher	50.2	35.3	9.00	5.5
7	Interaction during examination	46.00	38.00	11.0	5.0
8	Knowledge generation through lectures	41.3	36.4	14.6	7.7
9	Questions in the class	47.0	39.00	10.90	3.1
10	Your regularity and punctuality	36.20	43.8	13.00	7.0
11	Overall teaching	53.00	33.00	11.00	4.00



### Student feedback (Overall) 2018-19

S.No.	Components/Attributes	Response in %			
		Very good	Good	Satisfactory	Unsatisfactory
1	Satisfaction with your course	49.50	28.00	15.50	7.0
2	Library facility	32.1	40.50	18.50	8.90
3	Evaluation of answer sheets	38.00	34.50	23.00	4.5
4	Extra co-curricular activities	38.1	34.80	23.50	03.60
5	Leadership and Encouragement	37.50	23.50	34.50	04.50
6	Atmosphere in University Campus	34.50	30.40	33.0	2.10
7	Canteen facilities in the University	24.50	31.00	34.00	10.50
8	Wash room and lavatory facilities in the University	35.50	36.50	22.50	5.50
9	Online facilities in the University	35.50	50.50	10.00	04.00
10	Health Care facilities in the University	34.50	33.30	23.00	9.2
11	Support of the non-teaching staff	31.5	43.50	22.00	3.00
12	Cleanliness	23.00	49.00	24.00	4.00
13	Transport facility and connectivity	22.50	25.50	45.00	7.00
14	Environment in the University	26.50	45.50	24.00	4.0
15	Your support and dedication towards your University	31.50	35.50	28.50	4.5
16	Hostel facilities in the University	38.00	36.00	21.00	5.00

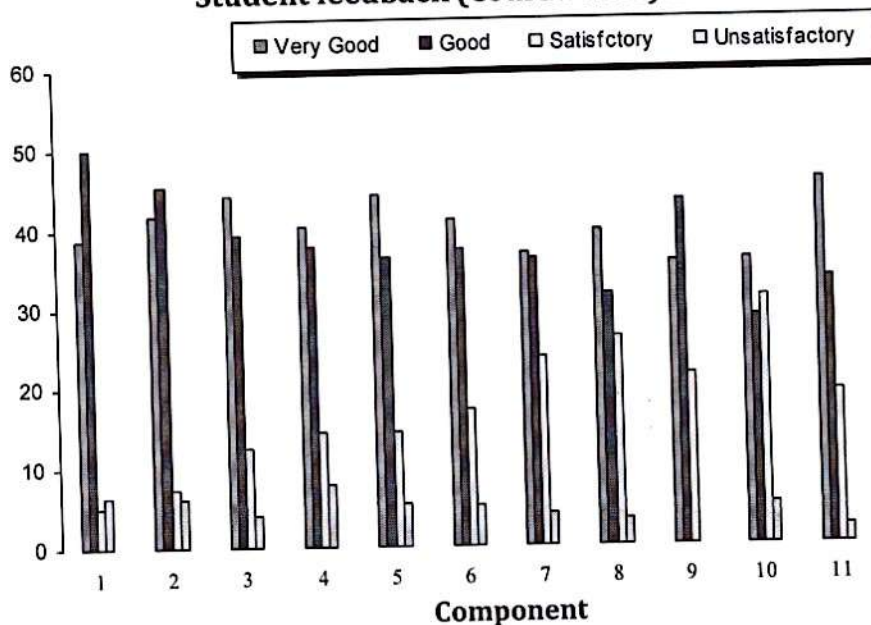
### Student feedback (Course Wise) 2018-19



### Student feedback (Course wise) 2018-19

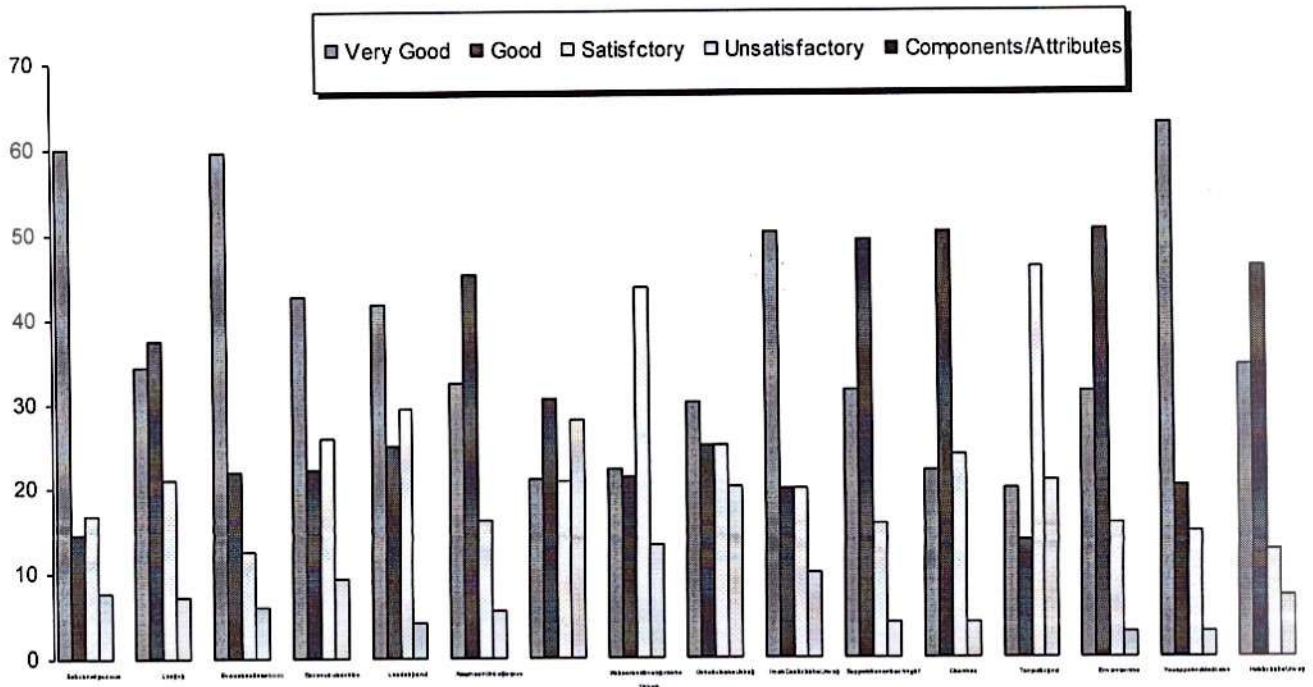
S.No.	Components/Attributes	Response in %			
		Very good	Good	Satisfactory	Unsatisfactory
1	Suitability of Topic	38.80	50.00	5.0	6.20
2	Delivery mode	41.6	45.3	07.1	6.0
3	Presentation and Interaction	44.2	39.1	12.4	4.03
4	Communication	40.1	37.7	14.5	7.7
5	Support by the teacher	44.1	36.2	14.4	5.3
6	Knowledge and wisdom of teacher	40.8	37.2	17.1	4.9
7	Interaction during examination	36.6	35.9	23.5	4.0
8	Knowledge generation through lectures	39.3	31.4	26.0	3.3
9	Questions in the class	35.4	43.1	21.4	0.1
10	Your regularity and punctuality	35.6	28.4	31.0	5.0
11	Overall teaching	45.5	33.2	19.0	2.3

### Student feedback (Course Wise) 2018-19



### Student feedback (Overall) 2017-18

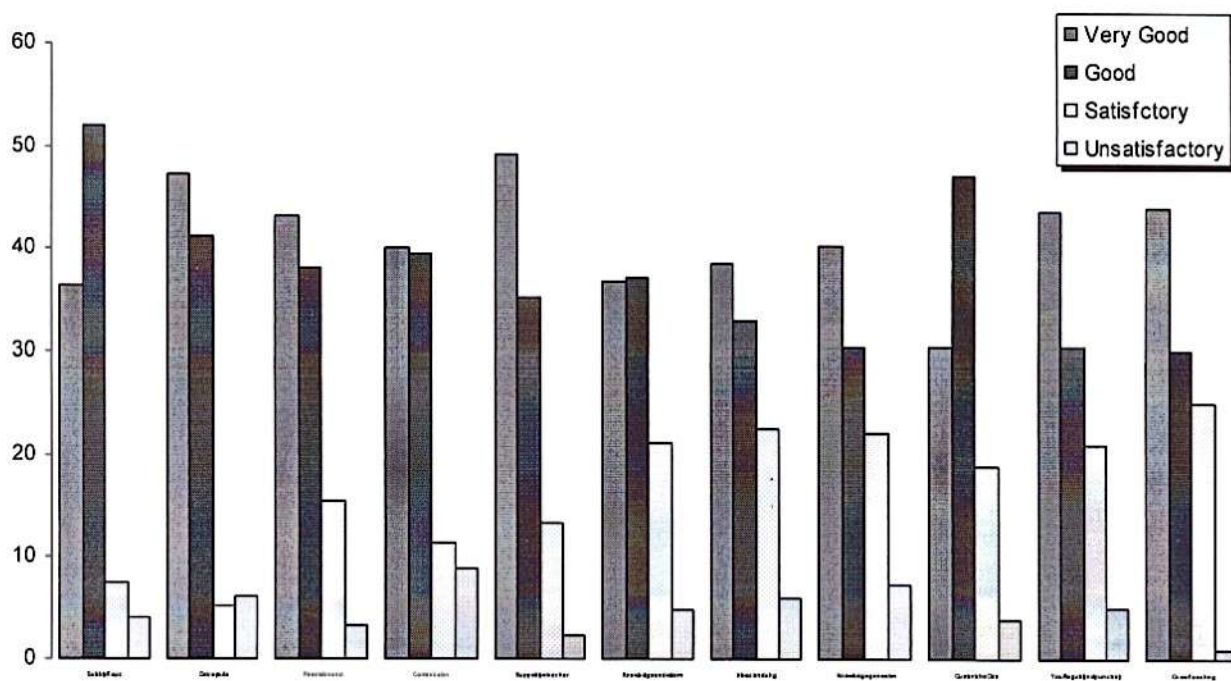
S.No.	Components/Attributes	Response in %			
		Very good	Good	Satisfactory	Unsatisfactory
1	Satisfaction with your course	60.02	14.58	16.80	7.60
2	Library facility	34.34	37.54	20.87	07.25
3	Evaluation of answer sheets	59.47	21.79	12.58	06.16
4	Extra co-curricular activities	42.67	22.05	25.91	09.37
5	Leadership and Encouragement	41.64	24.95	29.33	04.08
6	Atmosphere in University Campus	33.26	45.23	16.00	5.51
7	Canteen facilities in the University	20.89	30.41	20.70	28.00
8	Wash room and lavatory facilities in the University	22.01	21.12	43.54	13.33
9	Online facilities in the University	30.00	25.00	25.00	20.00
10	Health Care facilities in the University	50.06	19.70	19.70	10.00
11	Support of the non-teaching staff	31.34	49.00	15.54	04.12
12	Cleanliness	21.9	50.08	23.83	4.12
13	Transport facility and connectivity	19.88	13.62	45.75	20.75
14	Environment in the University	31.18	50.12	15.58	3.12
15	Your support and dedication towards your University	62.47	19.95	14.58	3.0
16	Hostel facilities in the University	34.26	45.87	12.62	07.25





### Student feedback (Course wise) 2017-18

S.No.	Components/Attributes	Response in %			
		Very good	Good	Satisfactory	Unsatisfactory
1	Suitability of Topic	36.35	52.15	07.5	4.00
2	Delivery mode	47.3	41.3	5.3	6.1
3	Presentation and Interaction	43.1	38.1	15.4	3.3
4	Communication	40.1	39.4	11.5	9.0
5	Support by the teacher	49.1	35.2	13.4	2.3
6	Knowledge and wisdom of teacher	36.8	37.2	21.1	4.9
7	Interaction during examination	38.6	32.9	22.5	6.0
8	Knowledge generation through lectures	40.3	30.4	22.00	7.3
9	Questions in the class	30.4	47.1	18.7	3.8
10	Your regularity and punctuality	43.6	30.4	21.00	5.0
11	Overall teaching	44.00	30.00	25.00	1.0



## ACTION TAKEN REPORT

1. The feedback of student's shows that majority of students are happy with overall teaching, learning pattern of the department.
2. Departmental meetings have been organized to resolve the problems, issues and decisions taken accordingly.
3. The syllabus of PG and UG courses are being revised time to time and courses designed as per CBCS and New Education Policy basis.
4. It has been seen that departmental library is having sufficient books.
5. For slow learners remedial classes have been included in time table.
6. Apart from subject knowledge measures have been taken to provide additional inputs and Ideas of the concepts which are relevant to the current job market requirement with special focus on relevant sectors.
7. Sectors relevant practical experience and internship work/ project work.
8. Teachers have been advised to carry out their teaching classes as per scheduled time table.
9. An adequate action taken towards hygiene and sanitation, safe drinking water, and canteen for refreshments.

  
विभागाध्यक्ष  
श्री श्री विज्ञान विभाग  
विश्व विद्यापीठ

**Study Centre for Social Work**  
**AWADHESH PRATAP SINGH UNIVERSITY, REWA (M.P.)**  
**Students Feedback Analysis and Action Taken Report**  
**BATCH: 2017-2018, 2018-19 and 2021-22**

**Student Feedback**

Master of Social Work, M.Phil. Social Work and Bachelor of Social Work (Self-supporting) of the department were asked to give feedback about department and university. Total 41 students of this department have submitted their confidential feedback. On the basis of these received feedback, the detailed report is prepared. The activities of department in the above feedback form with different sections have been analyzed to create a quality profile for the department to establish a quality index profile. The response of this feedback from consists of four options

(i) Very good (ii) Good (iii) Satisfactory and (iv) Unsatisfactory.

The student may select any one option of the four. The analyses are shown in bar charts. We have collected feedback from our MSW Post Graduate Previous and Final Year, M.Phil. Social Work and BSW under graduate first year students.

This feedback form is divided in to two parts: (i) course wise and (ii) overall

**Course wise**

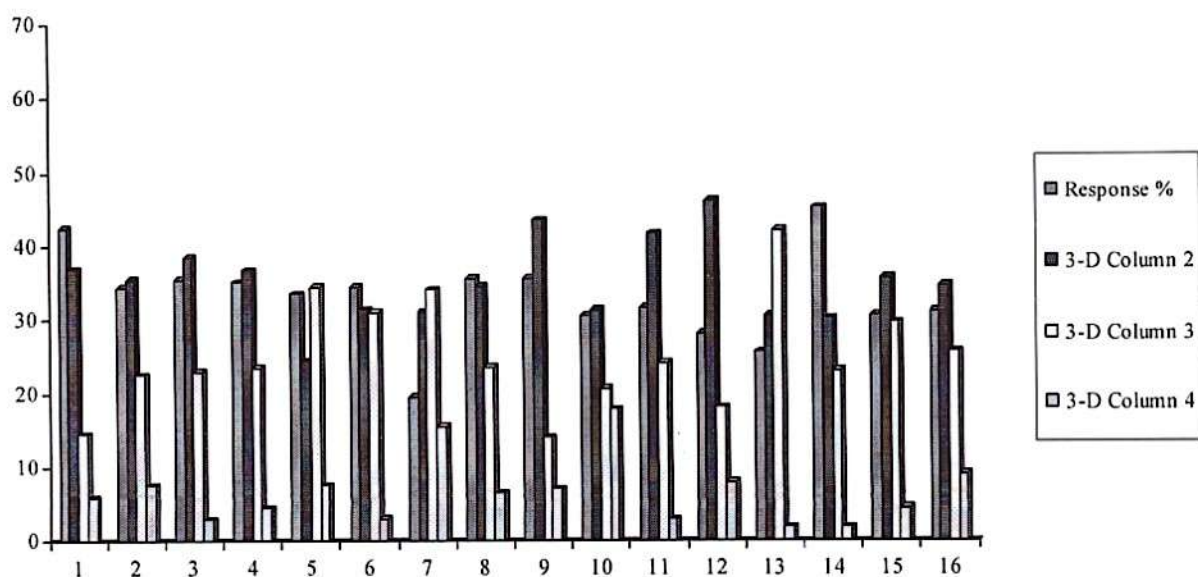
In this section feedback form has eleven-point scale on the components/attributes is developed. Students felt that the objectives were clear for each course and the course workload was also manageable by the students. The syllabus framed was socially relevant and suitable for the placements in job market. Even the curriculum helps the students to be a responsible citizen of the country.

**Overall**

In this section feedback form has sixteen-point scale on the components. Students felt that the objectives were clear for each fields. The all statements results depicted that 25% with very good, 50% good and 15% satisfactory and 10% Unsatisfactory.

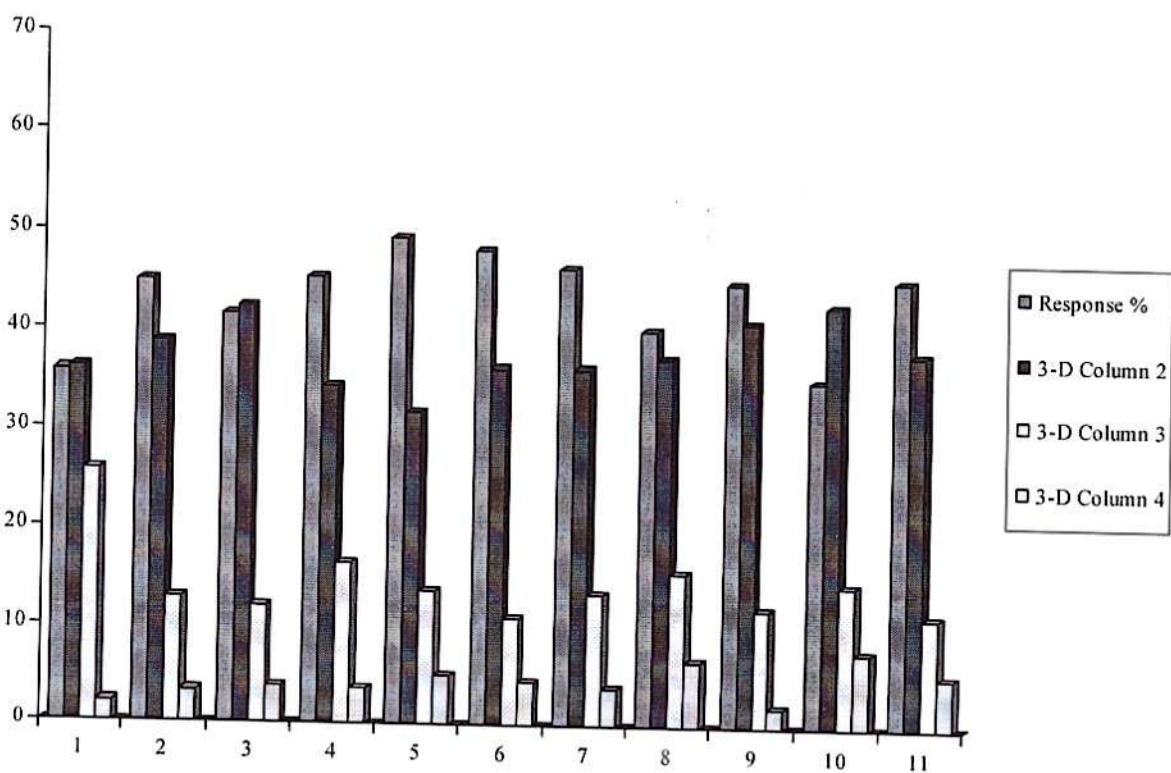
### Student feedback form (Overall) 2021-22

S.No.	Components/Attributes	Response in %			
		Very good	Good	Satisfactory	Unsatisfactory
1	Satisfaction with your course	42.50	37.00	14.50	06.0
2	Library facility	34.5	35.50	22.50	07.5
3	Evaluation of answer sheets	35.3	38.5	30.00	03.0
4	Extra co-curricular activities	35.1	36.80	23.50	04.6
5	Leadership and Encouragement	33.50	24.50	34.50	07.5
6	Atmosphere in University Campus	34.50	31.40	31.00	03.1
7	Canteen facilities in the University	19.50	31.00	34.00	15.5
8	Wash room and lavatory facilities in the University	35.50	34.50	23.50	06.5
9	Online facilities in the University	35.50	43.50	14.00	07.0
10	Health Care facilities in the University	30.50	31.30	20.50	17.7
11	Support of the non-teaching staff	31.5	41.50	24.00	03.0
12	Cleanliness	28.00	46.00	18.00	08.0
13	Transport facility and connectivity	25.50	30.50	42.00	02.0
14	Environment in the University	45.00	30.00	23.00	02.0
15	Your support and dedication towards your University	30.50	35.50	29.50	04.5
16	Hostel facilities in the University	31.00	34.50	25.50	09.0



### Student feedback (Course wise) 2021-22

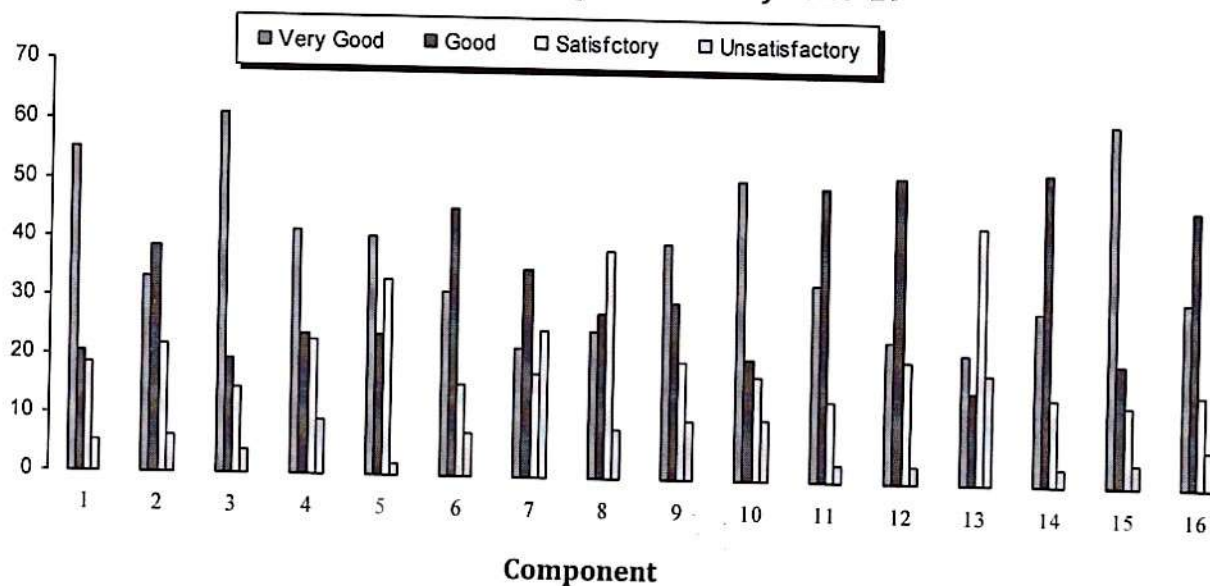
S.No.	Components/Attributes	Response in %			
		Very good	Good	Satisfactory	Unsatisfactory
1	Suitability of Topic	35.9	36.2	25.7	02.2
2	Delivery mode	45.1	38.8	12.7	03.4
3	Presentation and Interaction	41.7	42.4	12.0	03.9
4	Communication	45.50	34.4	16.4	03.7
5	Support by the teacher	49.4	31.8	13.6	05.2
6	Knowledge and wisdom of teacher	48.2	36.3	11.0	04.5
7	Interaction during examination	46.4	36.3	13.4	03.9
8	Knowledge generation through lectures	40.3	37.4	15.6	06.7
9	Questions in the class	45.0	41.0	11.90	02.1
10	Your regularity and punctuality	35.20	42.8	14.3	07.7
11	Overall teaching	45.40	38.0	11.3	05.3



### Student feedback (Overall) 2018-19

S.No.	Components/Attributes	Response in %			
		Very good	Good	Satisfactory	Unsatisfactory
1	Satisfaction with your course	55.37	20.58	18.70	05.36
2	Library facility	33.34	38.54	21.87	04.16
3	Evaluation of answer sheets	61.47	19.79	14.58	04.16
4	Extra co-curricular activities	41.67	23.95	22.91	09.37
5	Leadership and Encouragement	40.64	23.95	33.33	02.08
6	Atmosphere in University Campus	31.26	45.83	15.62	07.29
7	Canteen facilities in the University	21.89	35.41	17.70	25.00
8	Wash room and lavatory facilities in the University	25.01	28.12	38.54	08.33
9	Online facilities in the University	40.00	30.00	20.00	10.00
10	Health Care facilities in the University	51.06	20.83	17.70	10.41
11	Support of the non-teaching staff	33.34	50.00	13.54	03.12
12	Cleanliness	23.97	52.08	20.83	03.12
13	Transport facility and connectivity	21.88	15.62	43.75	18.75
14	Environment in the University	29.18	53.12	14.58	03.12
15	Your support and dedication towards your University	61.47	20.83	13.54	04.16
16	Hostel facilities in the University	31.26	46.87	15.62	06.25

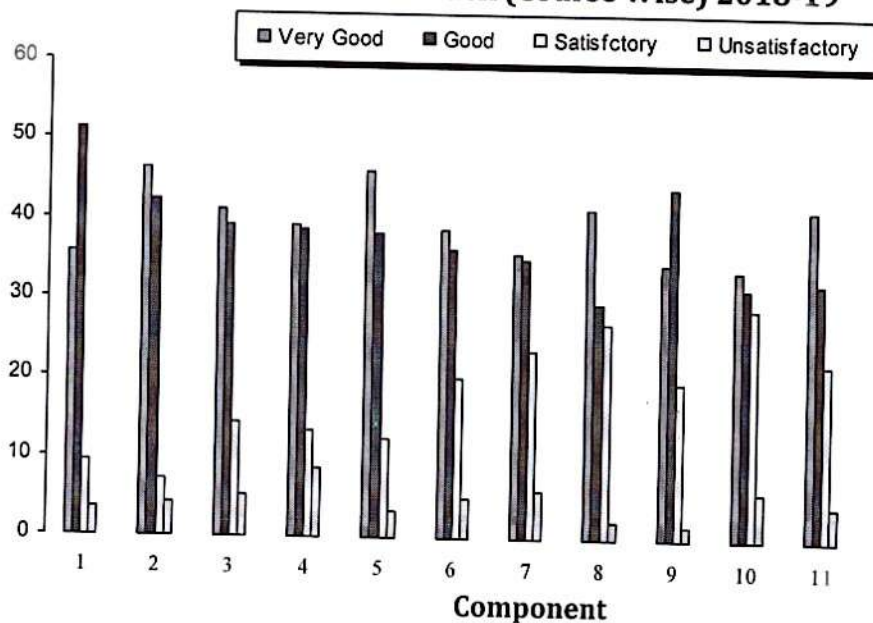
### Student feedback (Course Wise) 2018-19



**Student feedback (Course wise) 2018-19**

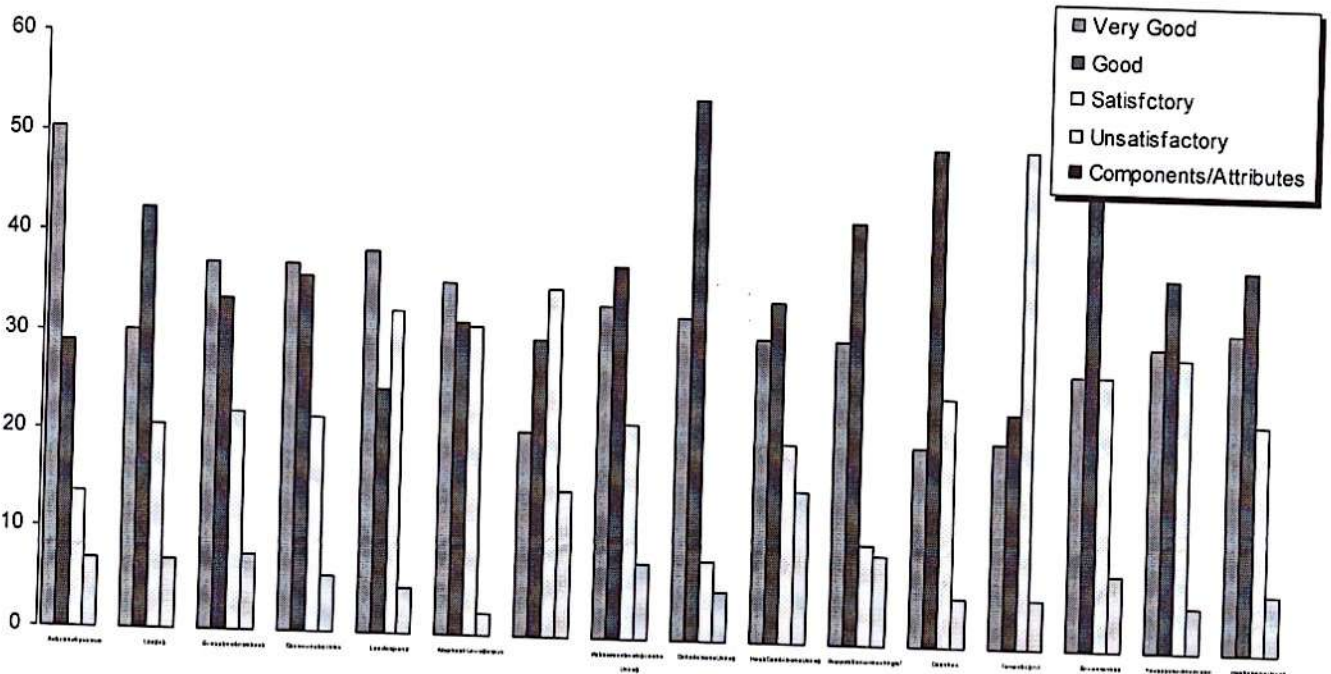
S.No.	Components/Attributes	Response in %			
		Very good	Good	Satisfactory	Unsatisfactory
1	Suitability of Topic	35.80	51.2	09.5	03.5
2	Delivery mode	46.3	42.3	07.3	04.1
3	Presentation and Interaction	41.2	39.1	14.4	05.3
4	Communication	39.1	38.7	13.5	08.7
5	Support by the teacher	46.1	38.2	12.4	03.3
6	Knowledge and wisdom of teacher	38.8	36.2	20.1	04.9
7	Interaction during examination	35.6	34.9	23.5	06.0
8	Knowledge generation through lectures	41.3	29.4	27.0	02.3
9	Questions in the class	34.4	44.1	19.7	01.8
10	Your regularity and punctuality	33.6	31.4	29.0	06.0
11	Overall teaching	41.5	32.2	22.0	04.3

**Student feedback (Course Wise) 2018-19**



### Student feedback (Overall) 2017-18

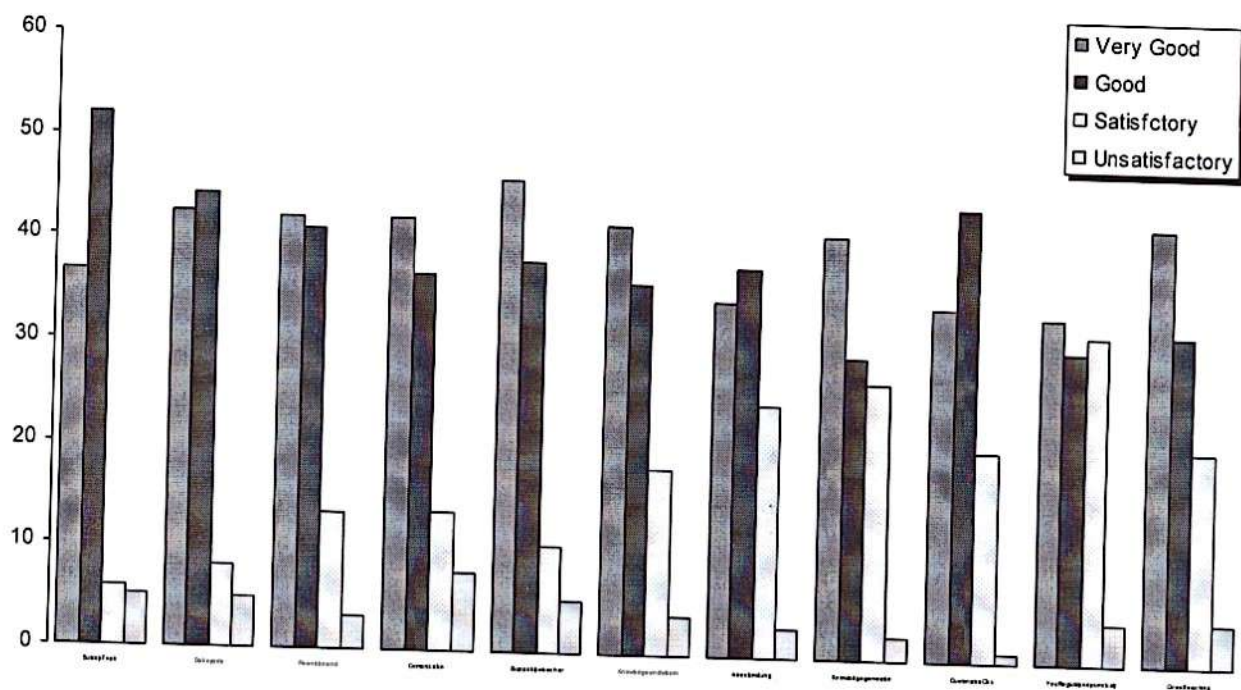
S.No.	Components/Attributes	Response in %			
		Very good	Good	Satisfactory	Unsatisfactory
1	Satisfaction with your course	50.50	29.00	13.50	07.00
2	Library facility	30.1	42.50	20.50	06.90
3	Evaluation of answer sheets	37.00	33.5	22.00	07.50
4	Extra co-curricular activities	37.1	35.8	21.50	05.60
5	Leadership and Encouragement	38.50	24.5	32.50	04.50
6	Atmosphere in University Campus	35.50	31.4	31.00	02.10
7	Canteen facilities in the University	20.50	30.00	35.00	14.50
8	Wash room and lavatory facilities in the University	33.50	37.50	21.50	07.50
9	Online facilities in the University	32.50	54.50	08.00	05.00
10	Health Care facilities in the University	30.50	34.30	20.00	15.20
11	Support of the non-teaching staff	30.5	42.50	18.00	09.00
12	Cleanliness	20.00	50.00	25.00	05.00
13	Transport facility and connectivity	20.50	23.50	50.00	05.00
14	Environment in the University	27.5	47.50	27.50	07.50
15	Your support and dedication towards your University	30.5	37.50	29.50	04.50
16	Hostel facilities in the University	32.00	38.50	23.00	06.00





### Student feedback (Course wise) 2017-18

S.No.	Components/Attributes	Response in %			
		Very good	Good	Satisfactory	Unsatisfactory
1	Suitability of Topic	36.80	52.00	06.0	05.20
2	Delivery mode	42.6	44.3	08.1	05.0
3	Presentation and Interaction	42.2	41.1	13.4	03.3
4	Communication	42.1	36.7	13.5	07.7
5	Support by the teacher	46.1	38.2	10.4	05.3
6	Knowledge and wisdom of teacher	41.8	36.2	18.1	03.9
7	Interaction during examination	34.6	37.9	24.5	03.0
8	Knowledge generation through lectures	41.3	29.4	27.0	02.3
9	Questions in the class	34.4	44.1	20.6	0.9
10	Your regularity and punctuality	33.6	30.4	32.0	04.0
11	Overall teaching	42.5	32.2	21.0	04.3



## ACTION TAKEN REPORT

1. The feedback of students shows that majority of students are happy with overall teaching, learning pattern of the department.
2. Departmental meetings have been organized to resolve the problems, issues and decisions taken accordingly.
3. The syllabus of Post Graduate courses are being revised time to time and courses designed as per CBCS and New Education Policy basis.
4. It has been seen that departmental library is having sufficient books.
5. For slow learners remedial classes have been included in time table.
6. For placement of students MOUs need to be signed with Companies and Various Social Welfare Sectors, NGO.
7. Apart from subject knowledge measures have been taken to provide additional inputs and Ideas of the concepts which are relevant to the current job market requirement with special focus on Companies and Various Social Welfare Sectors relevant practical experience and internship work/ project work.
8. Teachers have been advised to carry out their teaching classes as per scheduled time table.

  
**Professor In Charge**  
Head Of Social Work Programme  
A. P. S. University, Rewa (M.P.)



हिन्दी विभाग  
अवधेश प्रताप सिंह विश्वविद्यालय, रीवा (म.प्र.)

“स्टूडेंट फीड बैक का प्रतिवेदन”

विभाग में अध्ययनरत एम.ए. प्रथम सेमेस्टर, तृतीय सेमेस्टर तथा एम.फिल. द्वितीय सेमेस्टर सत्र 2019-2020 तथा सत्र 2020-2021 के छात्रों से विभागीय समस्याओं तथा अध्ययन अध्यापन के विषय में प्रतिपुष्टि (Feed back) ली गयी। सारी प्रतिपुष्टियों के संदर्भ में दिनांक 06 सितम्बर 2022 को विभागीय बैठक आयोजित की गई जिसमें जो निर्णय लिए गए उस पर कार्यवाही की गयी। सारांश यह है कि विभाग में बिजली, पानी की अव्यवस्था को ठीक कराया गया। 'स्मार्ट क्लास' के लिए प्रशासन को लिखा गया। निर्णय लिया गया कि अवकाश के दिनों में छात्रों की इच्छा अनुसार समाधानात्मक कक्षाएँ चलायी जायें। सारे अतिथि विद्वानों को मानक ढंग से कक्षाओं में अध्यापन की समझाइस दी गई।



(प्रो. दिनेश कुशावाह)

विभागाध्यक्ष हिन्दी विभाग

अ.प्र. हिन्दी विभाग रीवा

अ.प्र. सिंह वि.वि. रीवा (म.प्र.)



# Awadhesh Pratap Singh University Rewa-486003 (M.P.)

292 responses

## Full Name

292 responses

Jyoti mishra

Aditi singh

Pradeep Kumar Saket

Deepa Soni

Ankita sharma

surya Narayan Mishra

Maneesha patel

Makhan yadav

Kanchan singh



Department

292 responses

Chemistry

Physics

Biochemistry

Department of chemistry

Chemistry

Department of chemistry

Department of Chemistry

Computer science

Bsc



Course

292 responses

Biochemistry

M.sc

Msc

PGDCA

Bsc biochemistry

Pgdca

Msc

Bsc

Bsc biotechnology



**Semester**  
292 responses

2nd

4th

2

4

6th

6

Second

2nd

6th semester



**Session**

292 responses

- 2020-21
- 2020-2021
- 2021
- June 2021
- 2021-2022
- 2020
- 2020/2021
- 2021-22
- 1year





Name of teacher

292 responses

Neeti mishra

Rajesh Pandey

Rajesh pandey

Rajesh panday

Dr. Rajesh Pandey

No

Navita Shrivastava

Neeti Mishra

Niti mishra



### Subject

292 responses

Chemistry

Biochemistry

Physics

Pharmaceutical chemistry

Chemistry

Biochemistry

Enzyme

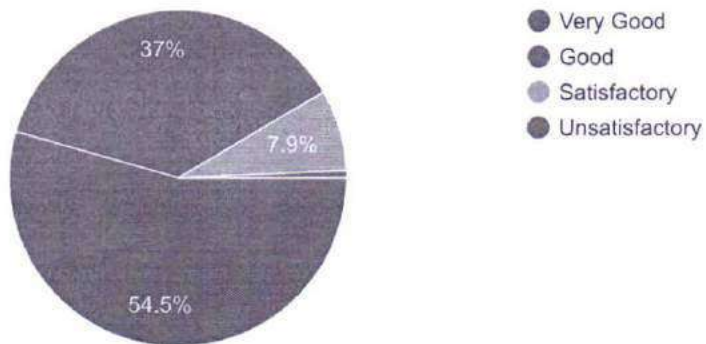
No

Computer network

Dear students,

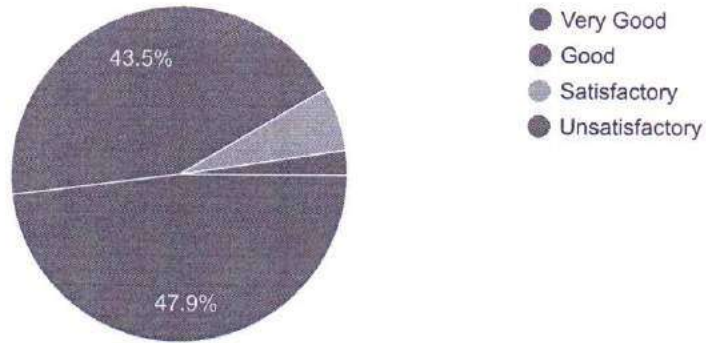
### 1 Suitability of topic

292 responses



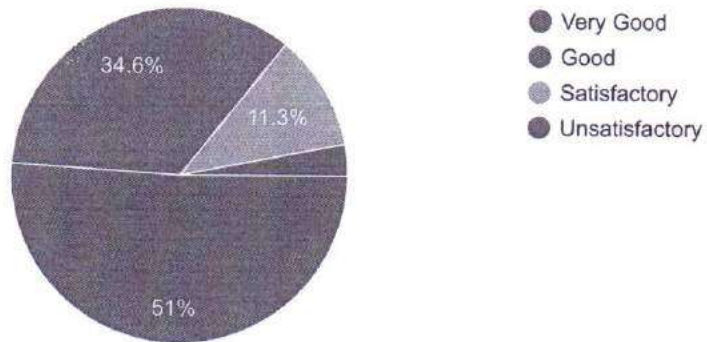
### 2 Delivery mode

292 responses



### 3 Presentation and Interaction

292 responses



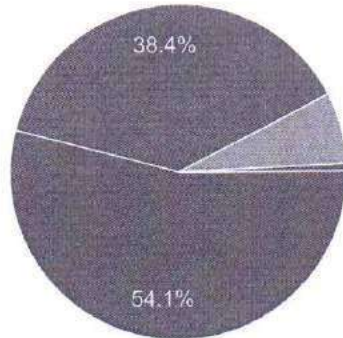
*[Handwritten signature]*

*[Handwritten mark]*



### 4 Communication

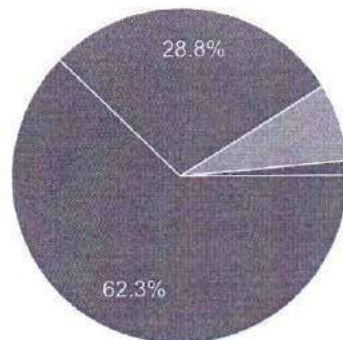
292 responses



- Very Good
- Good
- Satisfactory
- Unsatisfactory

### 5 Interest / Motivation / Support by the teacher

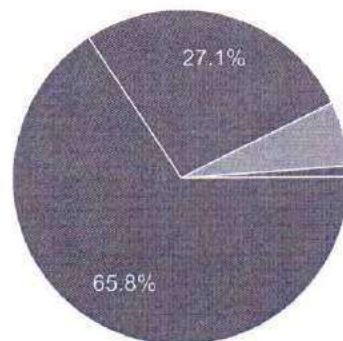
292 responses



- Very Good
- Good
- Satisfactory
- Unsatisfactory

### 6 Knowledge and wisdom of teacher

292 responses

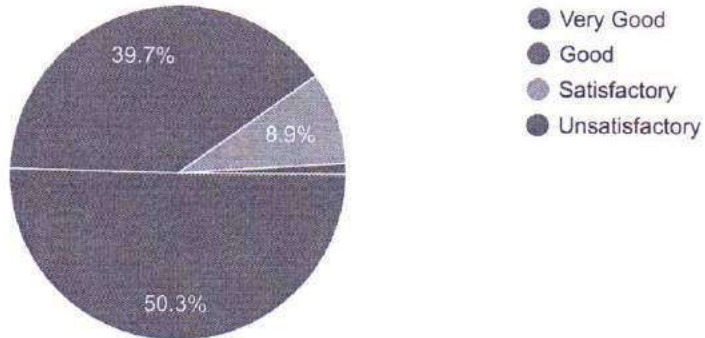


- Very good
- Good
- Satisfactory
- Unsatisfactory



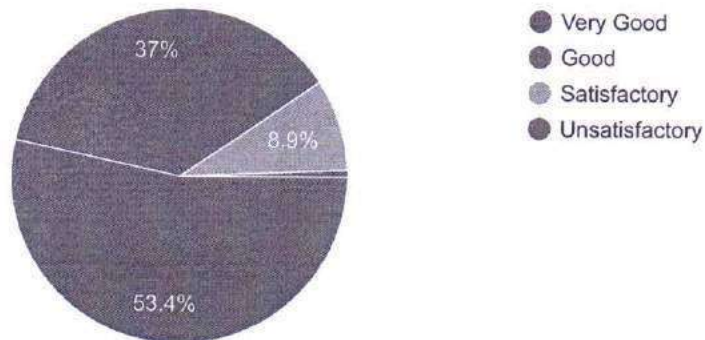
### 7 Interaction during examination

292 responses



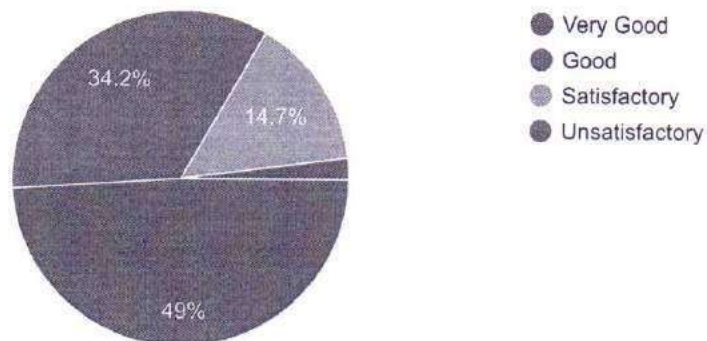
### 8 Knowledge generation through lectures

292 responses



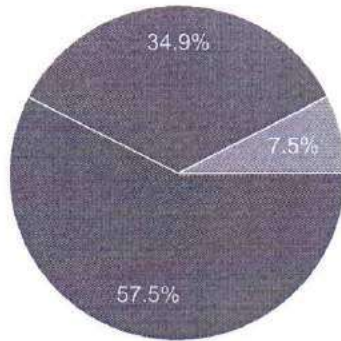
### 9 Questions in the class

292 responses



### 10 Your regularity and punctuality

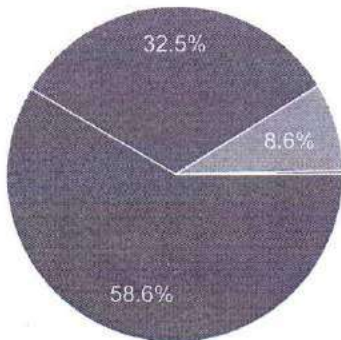
292 responses



- Very Good
- Good
- Satisfactory
- Unsatisfactory

### 11 Overall teaching

292 responses



- Very Good
- Good
- Satisfactory
- Unsatisfactory



### Any other comments :

181 responses

No

Good

Nothing

No

no

No comments

No.

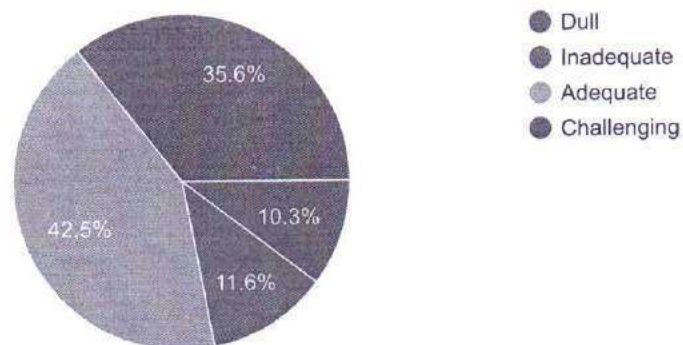
Very good

Ok

### On the content of the syllabus

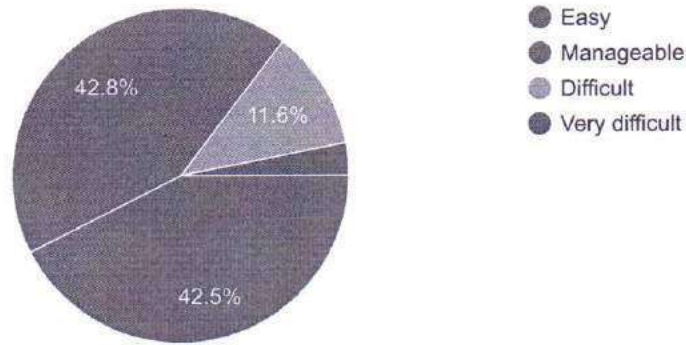
#### 1. The syllabus was

292 responses



## 2. Conceptual understanding

292 responses



This content is neither created nor endorsed by Google. [Report Abuse](#) - [Terms of Service](#) - [Privacy Policy](#)

Google Forms

P. K. Kataria

hloia  
22/02/22  
Registrar  
A. P. S. University  
Rewa (M. P.)





## Awadhesh Pratap Singh University Rewa-486003 (M.P.)

128 responses

**Feedback form for Alumni**

We are glad that you have spent valuable years pursuing courses of your choice at A.P.S. University , Rewa. We shall be thankful if you can spare some of valuable time to fill up this feedback form and give us valuable suggestions for further improvement of the University . Your valuable inputs will be of great use to improve the quality of our academic programs and enhance the credibility of our University .

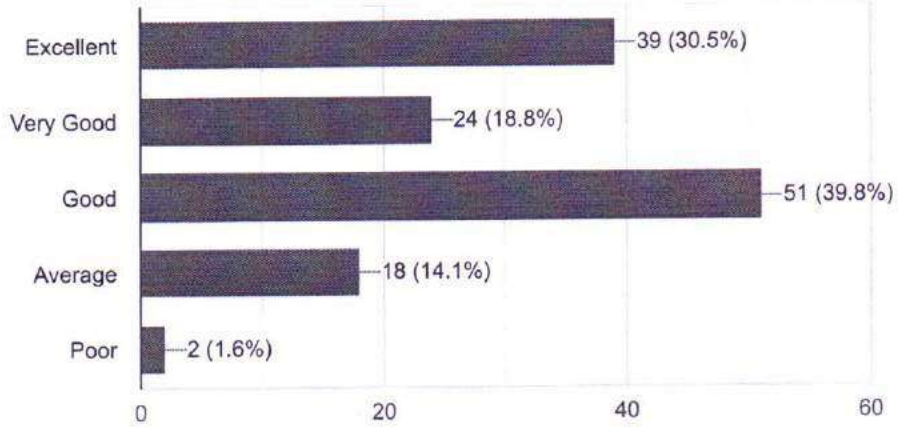
You may also visit the APSU website [www.apsurewa.ac.in](http://www.apsurewa.ac.in) for details .

1. Please tick (✓) mark in the appropriate box:




### 1 Fee Structure / Fee Affordability

128 responses



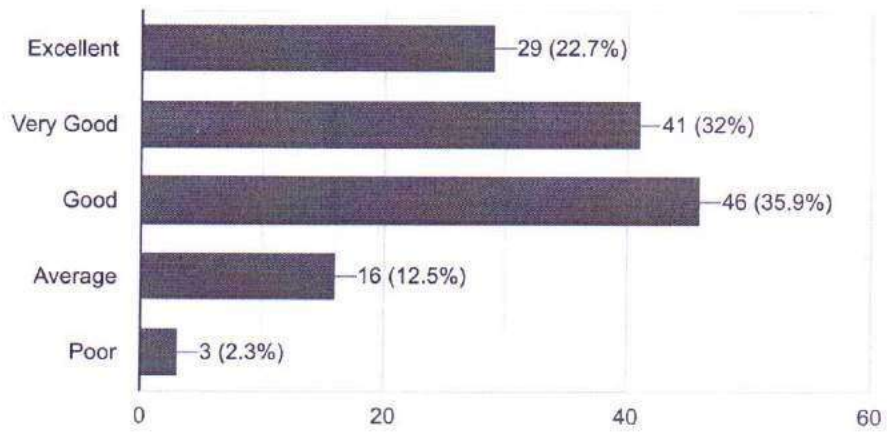
### 2 Environment / Work ethics

128 responses




### 3 Infrastructure suitability

128 responses



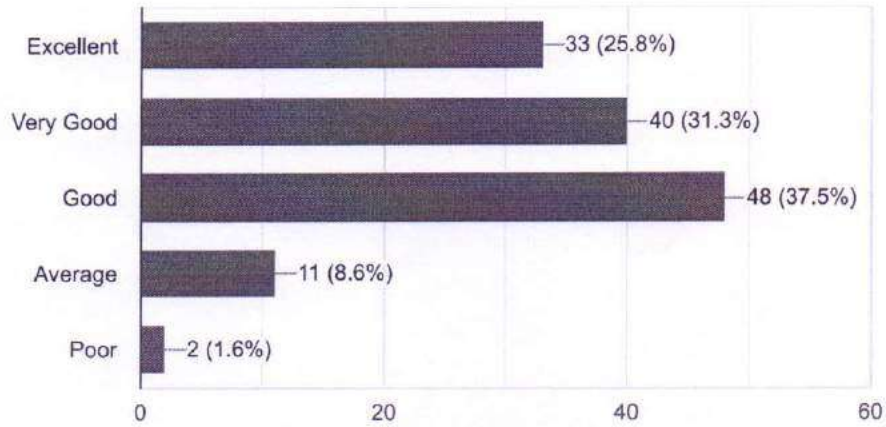
### 4 Faculty support

128 responses




### 5 Project guidance

128 responses



### 6 Availability of books and study materials

128 responses



*[Handwritten signature]*

*[Handwritten mark]*



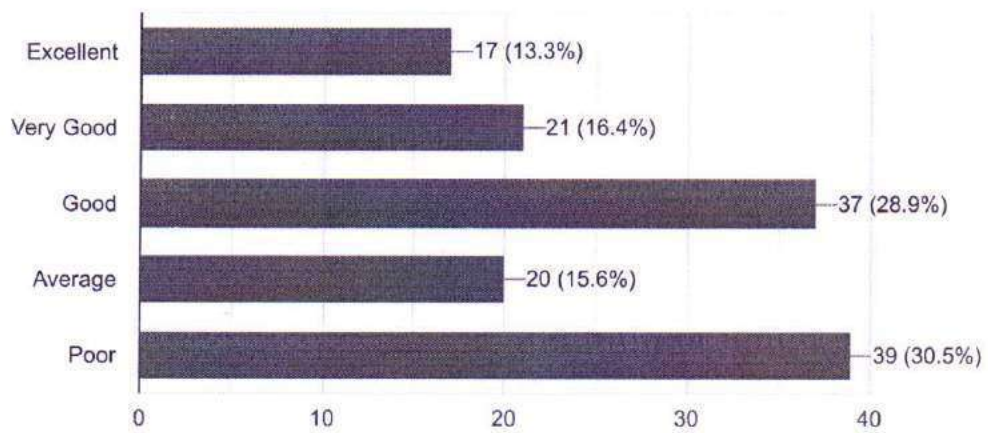
### 7 Training and placement status

128 responses



### 8 Canteen facilities

128 responses




*[Handwritten signature]*

*[Handwritten signature]*


### 9 Hostel facilities

128 responses



### 10 Overall rating of the department you have studied

128 responses



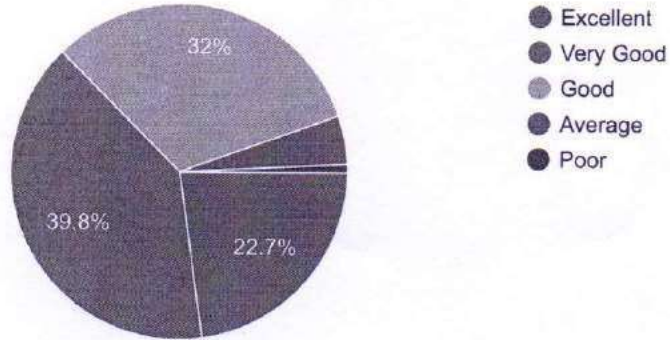
*[Handwritten signature]*

*[Handwritten mark]*




### 11 The prospects of students passing out from this University

128 responses



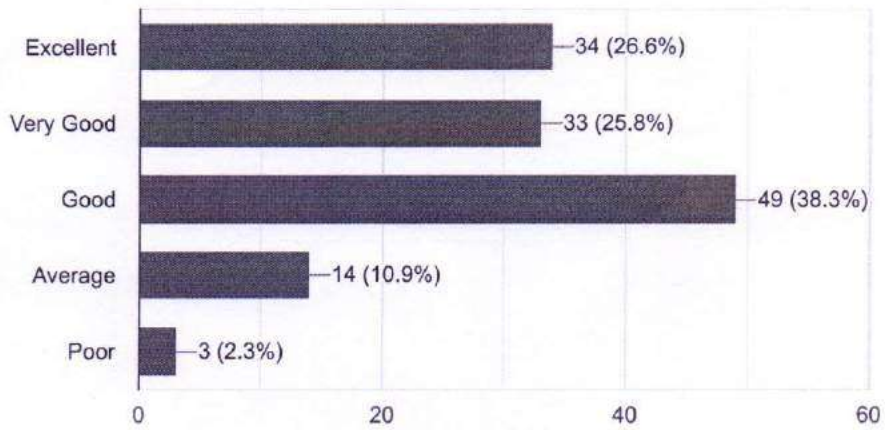
### 12 How were your courses suitable for job ?

128 responses



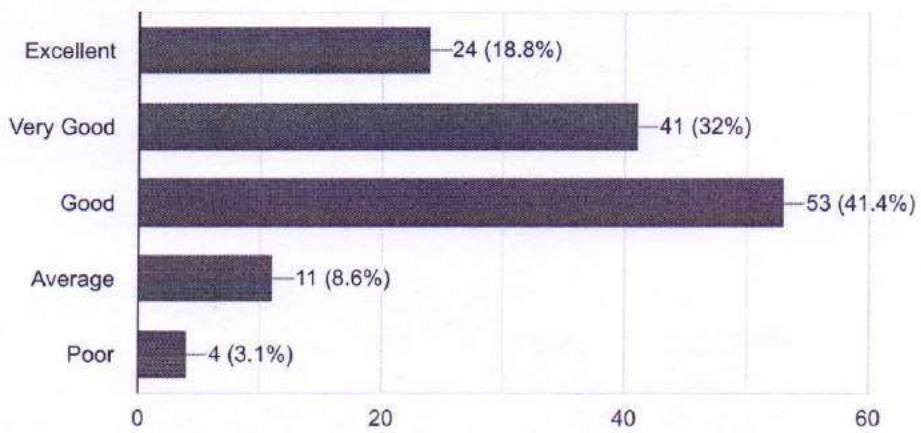
### 13 How was your learning experience in terms of its relevance to practical life ?

128 responses



### 14 What is the status of networking with your institution ?

128 responses



## 2. FEEDBACK ABOUT UNIVERSITY :

*[Handwritten signature]*


*[Handwritten signature]*





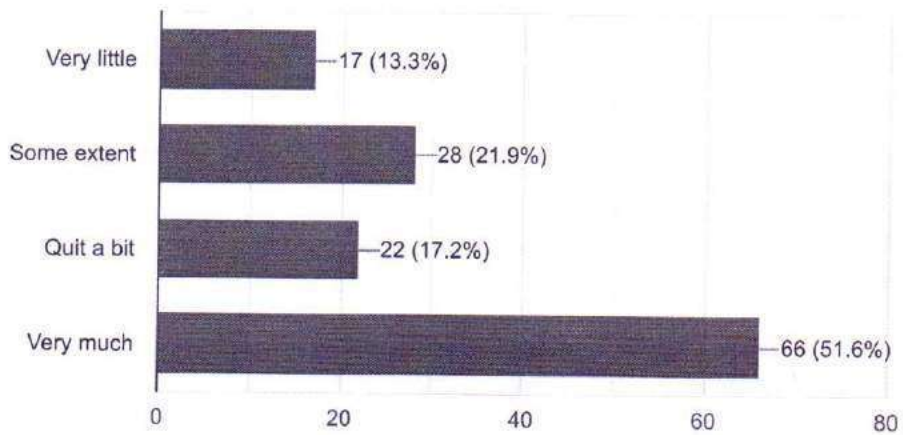
Do you feel proud to be associated with A.P.S.U. as an alumni ?

128 responses



How do you rate department activities organized by the Department / Institute ? University for your overall development ?

128 responses



*[Handwritten signature]*

*[Handwritten mark]*



Involvement of Alumni in the improvement of your institution ?

128 responses

Yes

Good

No

Nothing


Yes

Very much

Nothing

Very much

None



How do you contribute to the development of your University ?

128 responses

Yes

No

Yes

Nothing

Good

I don't know

Very much

By excellent performances

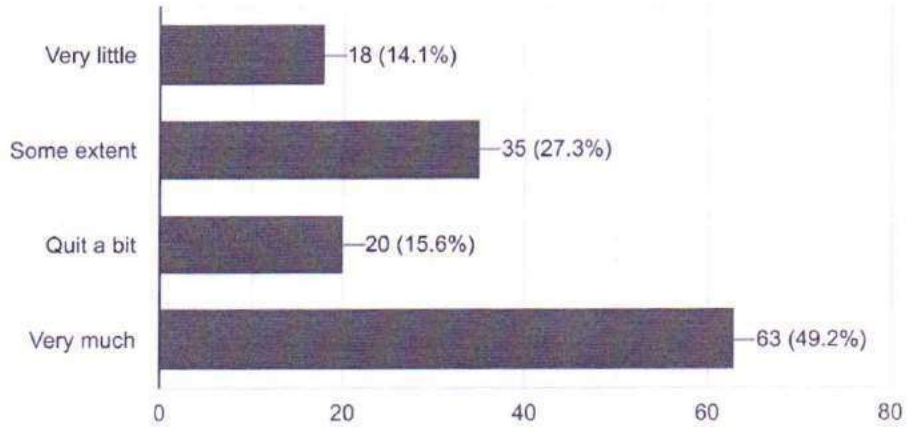
Good study

Were your grievances properly handled at the Department / University /  
Institute :-




i. As a student

128 responses



ii. As an alumni

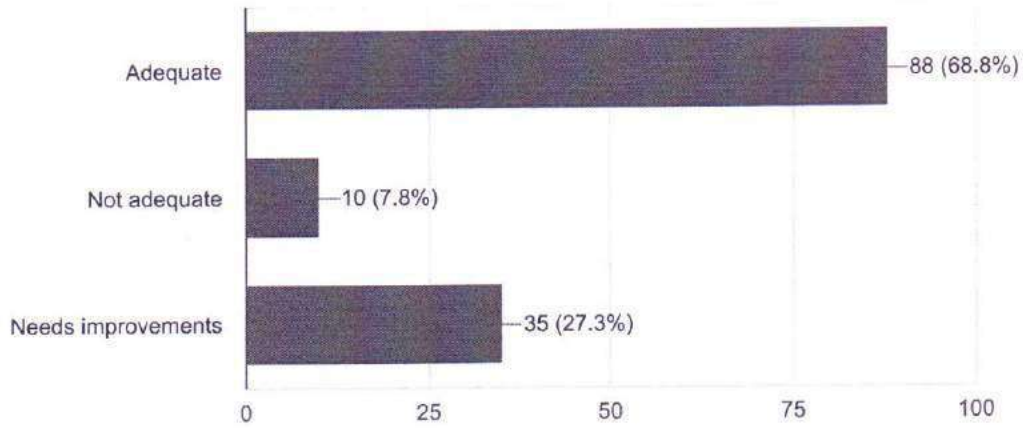
128 responses



How liked the following facilities :-

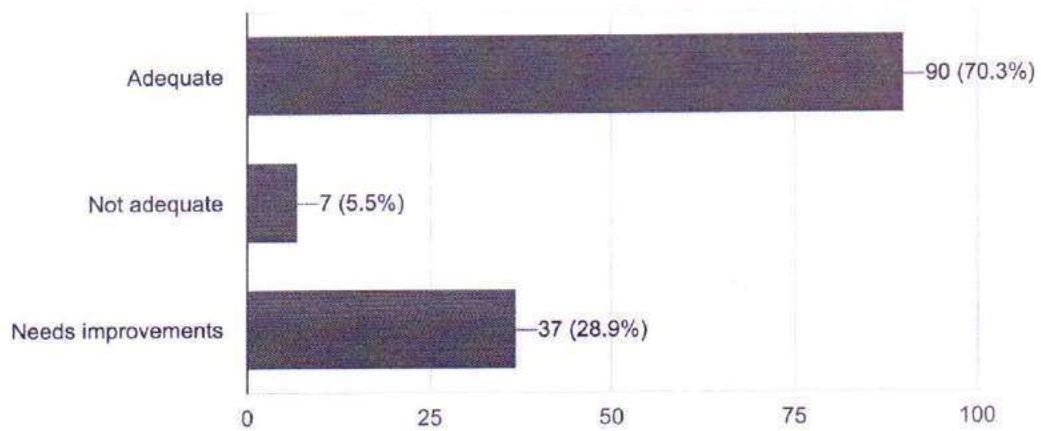
### i. Laboratories & Equipments

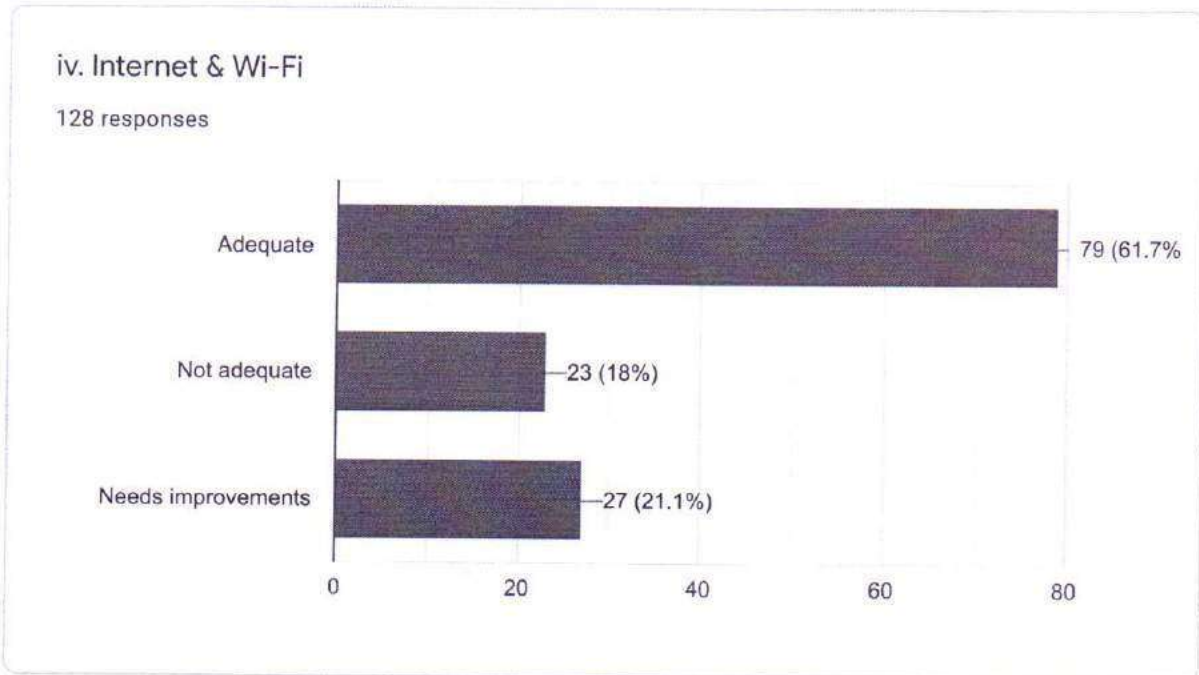
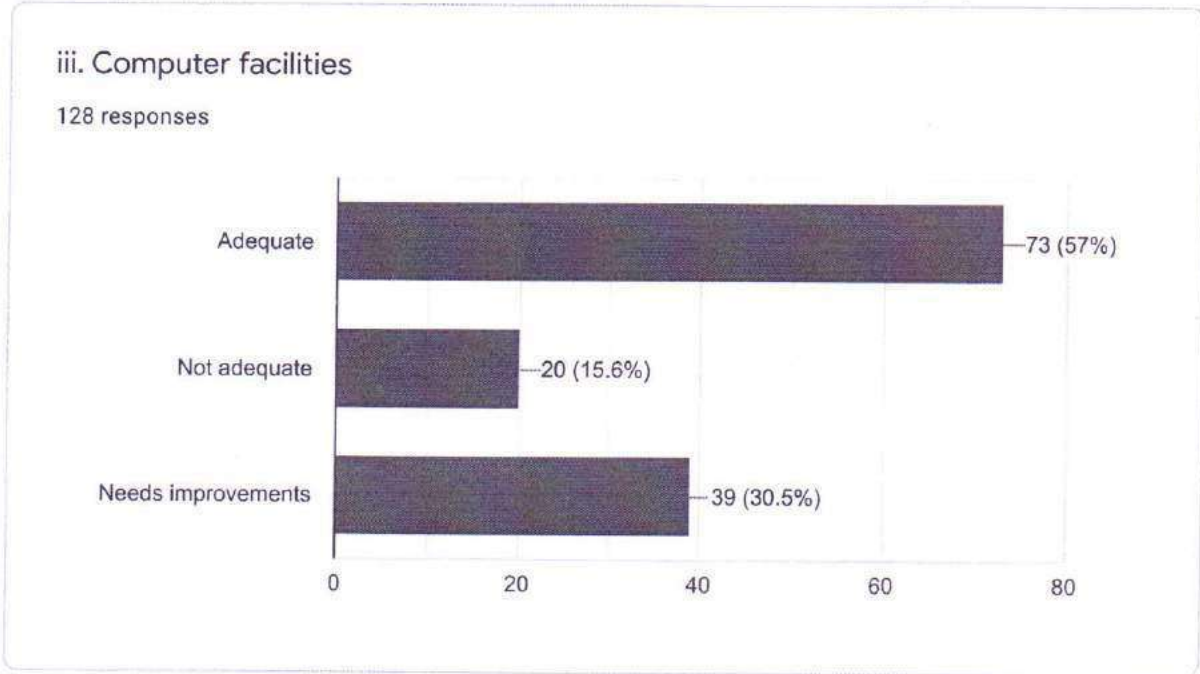
128 responses



### ii. Library / Seminar / Reading room

128 responses





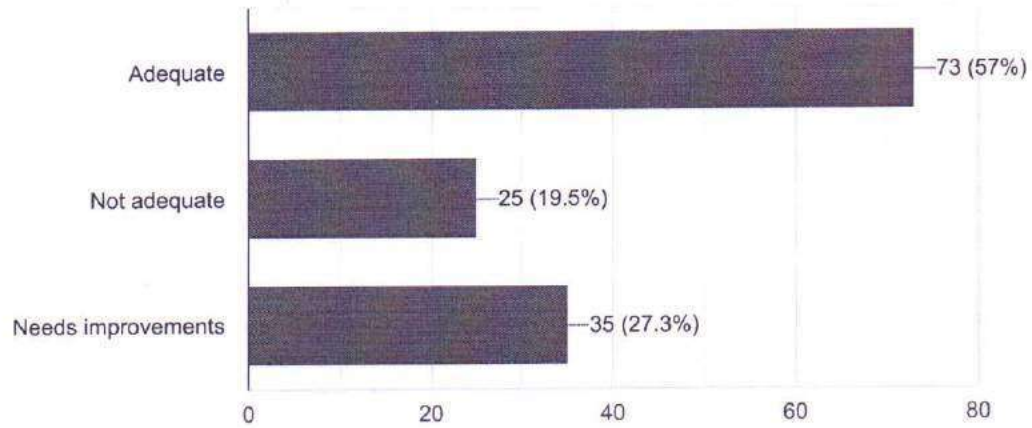
*[Handwritten signature]*

*[Handwritten mark]*



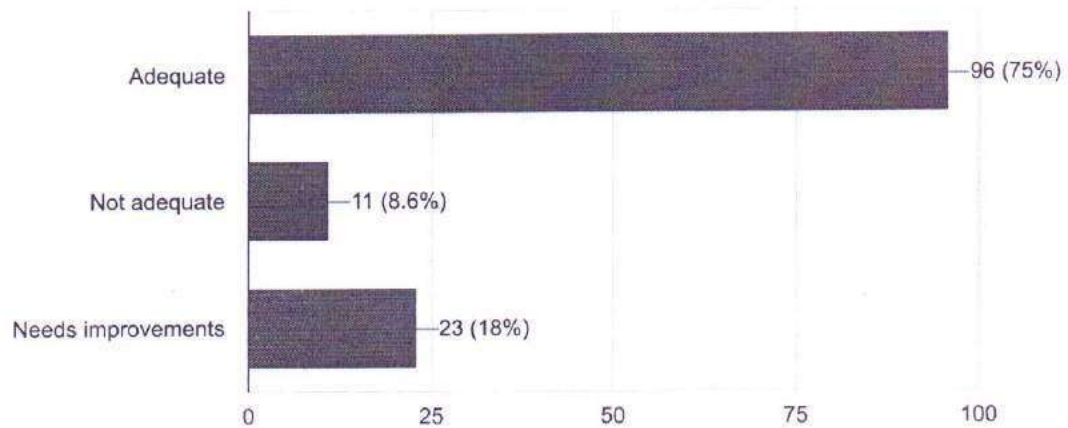
### v. Sports & Cultural facilities

128 responses



### vi. Classrooms

128 responses




### 3. FEEDBACK ABOUT DEPARTMENT & FACILITIES :



Have you obtained sufficient academic level after degree at APSU ?

128 responses



Were the Deans , Head and Teachers cooperative ?

128 responses




Rate the following academic initiatives taken by the department to improve know – how of the Students ? :-






### i. Industry Oriented projects

128 responses



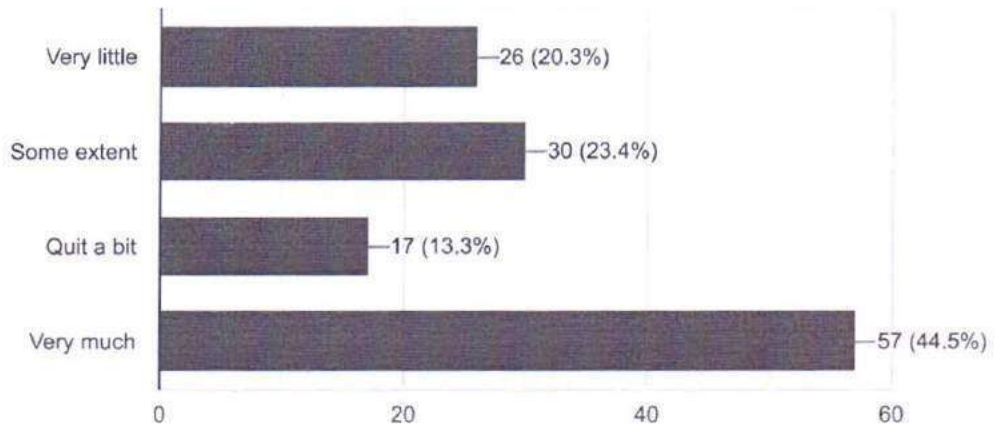
### ii. Seminars / Workshops

128 responses



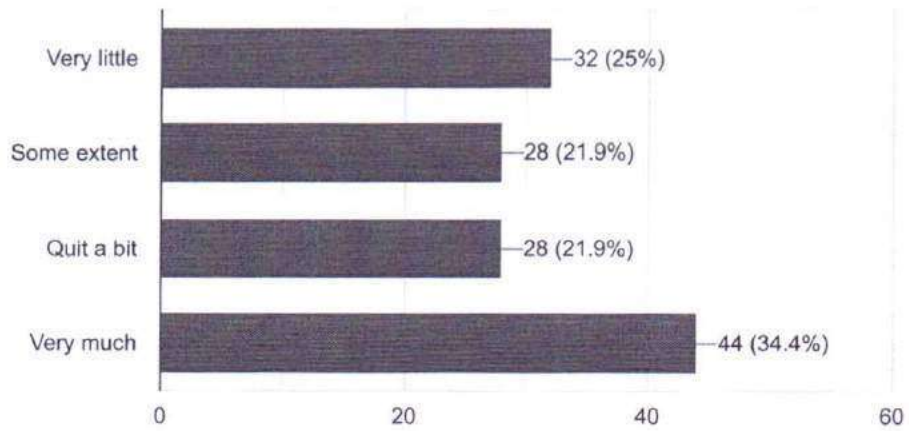
### iii. Guest lectures

128 responses



### iv. Special training classes for bridging Industry / Academic gap

128 responses



4. PLEASE COMMENT ON THE FOLLOWING :



i. Relevance of curriculum in your job.

128 responses

Yes

No

Good

no

Very much

Yes

Never

I don't know

Nothing



ii. Improvements in the teaching and learning process .

128 responses

Yes

Good

No

Yes

yes

I don't know

Nothing

good

Yed



iii. Your vision for the University .

128 responses

Yes

Good

Very good

Excellent

No

I don't know

Reading

Nothing

Yes



iv. Any other suggestions ?

128 responses

No

Yes

Nothing

no

No

Never

Everything is good

Good

I don't know

5. FILL YOUR DETAILS :



Name

128 responses

Ruchi Mishra

Ayushi Dwivedi

Neelu bashor

Minakshi mishra

Sutiksha mishra

Makhan yadav

Nikita Pandey

Kushagra shukla

Kanushka khare



Year

128 responses

2021

2020-2021

2020-21

2020

2nd year

2nd

2019

Final year

Final





Degree/s

128 responses

Bsc

Msc

Bsc biochemistry

Bsc

Pgdca

M.sc

BSC

No

Bsc chemistry



E-mail ID

128 responses

aka457426@gmail.com

ps2560101@gmail.com

d.ayushi@gmail.com

neelu.bkp98@gmail.com


Minakshi.0899@gamil.com

Sutikshamishra50907@gmail.com

Makhanlalyadav422@gmail.com

nikitapandey400@gmail.com

Shuklakush110@gmail. Com



Mobile number/s

128 responses

6267801489

9179426504

9179685755

6268363622

9131497865

7489856295

6263172421

8889261887

6266803198



### Current position

128 responses

Student

No

Good

Yes

Student

Study

Too good

Rewa

Good



### Present company / Organization

128 responses

No

Yes

APSU

Nothing

Never

no

Study


Null

This content is neither created nor endorsed by Google. [Report Abuse](#) - [Terms of Service](#) - [Privacy Policy](#).

## Google Forms

R.K. Patil

22/02/22  
Registrar  
A. P. S. University  
Rewa (M. P.)



# Awadhesh Pratap Singh University Rewa-486003 (M.P.)

76 responses

## Full name

76 responses

Foolan majhee

Tarannum Siddique

Makhan yadav

Anchal Singh

Vinay shukla

Shivani Chaurasiya

Manoj Gupta

AMAN DEEP VISHWAKARMA

RAJENDRA VISWAKARMA







Name of the Teacher

76 responses

Neha singh

Navita Shrivastava

Navita Srivastava

Cm tiwari

Vijay Mishra

Navita shrivastav

Ritu sharma

Navita shivasta

Kk varma

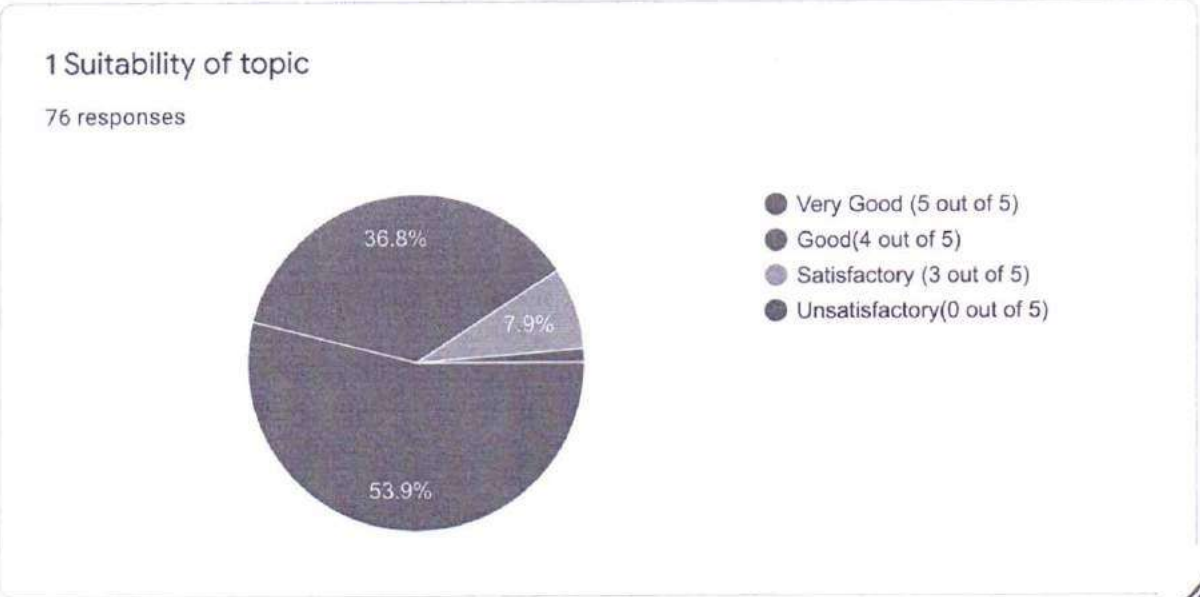


### Subject

76 responses


Physics
Computer science
Laser physics
Computer network
Computer science
Java programming
Computer
Computer Network
Computer programming and Information

Dear students, Kindly tell us about class-room / Online teaching . As below-



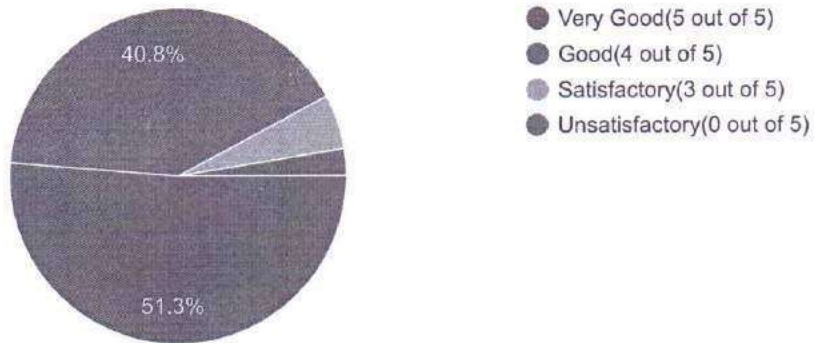
### 2 Delivery mode

76 responses



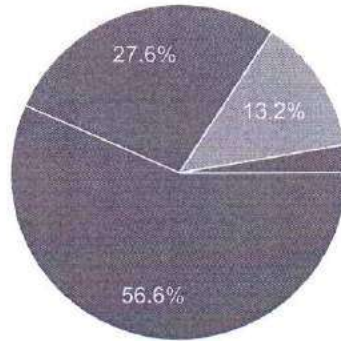
### 3 Presentation and Interaction

76 responses



### 4 Communication

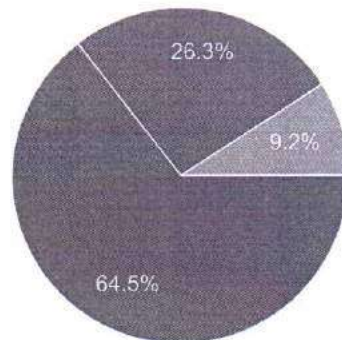
76 responses



- Very Good(5 out of 5)
- Good(4 out of 5)
- Satisfactory(3 out of 5)
- Unsatisfactory(0 out of 5)

### 5 Interest / Motivation / Support by the teacher

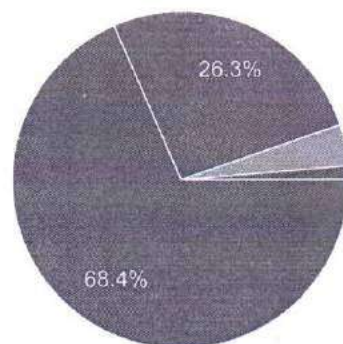
76 responses



- Very Good(5 out of 5)
- Good(4 out of 5)
- Satisfactory(3 out of 5)
- Unsatisfactory(0 out of 5)

### 6 Knowledge and wisdom of teacher

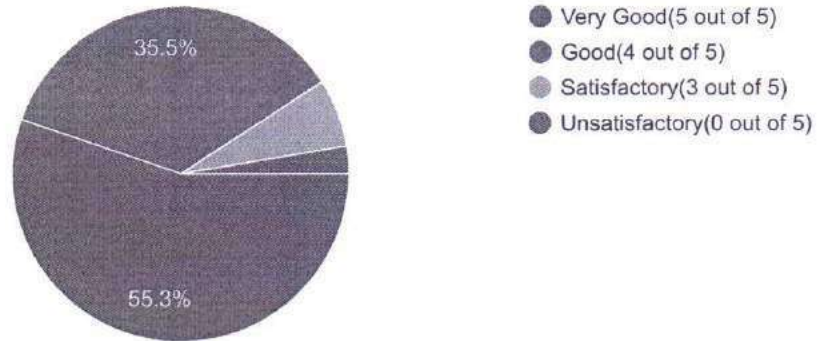
76 responses



- Very Good(5 out of 5)
- Good(4 out of 5)
- Satisfactory(3 out of 5)
- Unsatisfactory(0 out of 5)

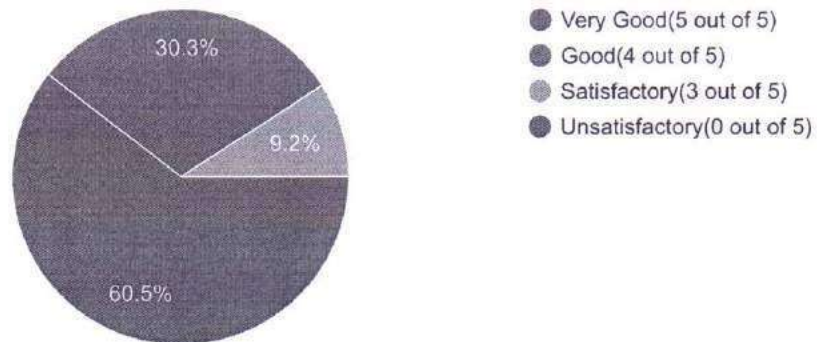
### 7 Interaction during examination

76 responses



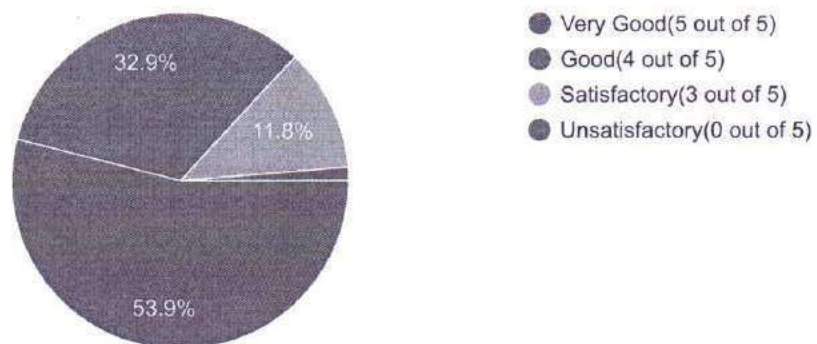
### 8 Knowledge generation through lectures

76 responses



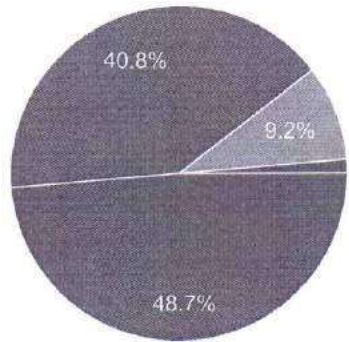
### 9 Questions in the class

76 responses



### 10 Your regularity and punctuality

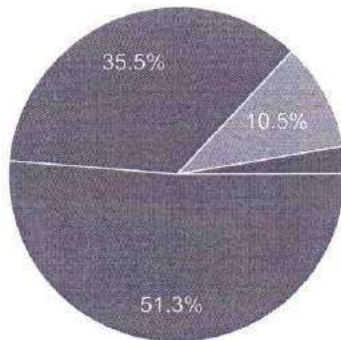
76 responses



- Very Good(5 out of 5)
- Good(4 out of 5)
- Satisfactory(3 out of 5)
- Unsatisfactory(0 out of 5)

### 11 Overall teaching

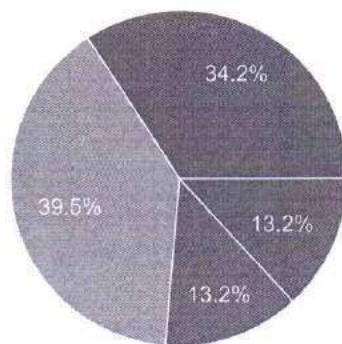
76 responses



- Very Good(5 out of 5)
- Good(4 out of 5)
- Satisfactory(3 out of 5)
- Unsatisfactory(0 out of 5)

### 12. The syllabus was

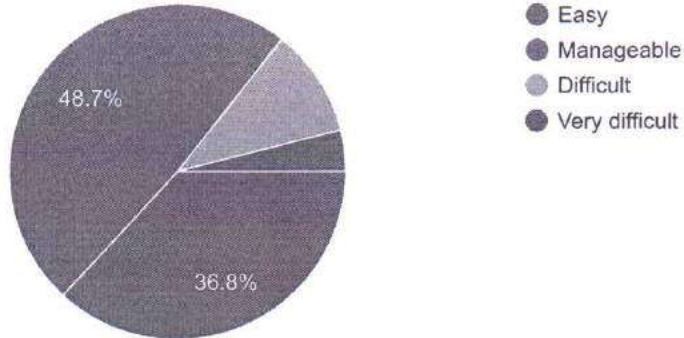
76 responses



- Dull
- Inadequate
- Adequate
- Challenging

### 13. Conceptual understanding

76 responses



### Any other comments :

76 responses

No

No comments

Good

Nothing

Finally satisfied

Yes

Good exprience with the online course this semester

Very supportive and knowledgeable staff.


Overall teaching is very good

This content is neither created nor endorsed by Google. [Report Abuse](#) - [Terms of Service](#) - [Privacy Policy](#)

Google Forms

R. K. Patra

*Handwritten signature*  
22/02/22  
Registrar  
A. P. S. University  
Rewa (M. P.)



# Awadhesh Pratap Singh University Rewa-486003 (M.P.)

177 responses

## Education

177 responses

Bsc

12th

Msc

BA

12th

Bsc Hons biochemistry

12

Pgdca

Graduate



Occupation

177 responses

- Student
- Farmer
- No
- Study
- Good
- Teacher
- Former
- Nothing
- Very good



### Your ward admitted in the department

177 responses

Yes

Biochemistry

No

Chemistry

Department of chemistry

Physics

Chemistry department

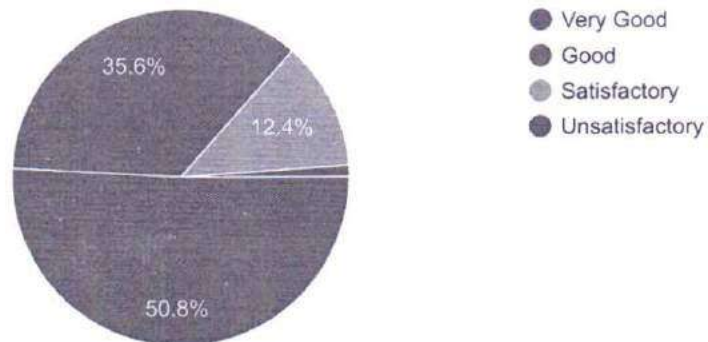
Good

Physics

### Please give your feedback :

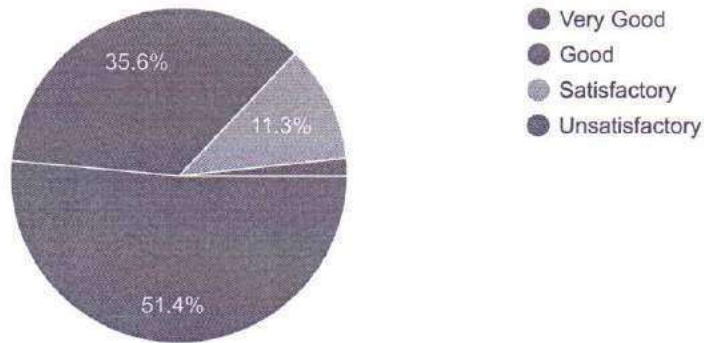
#### 1 Availability of University information on all fora

177 responses



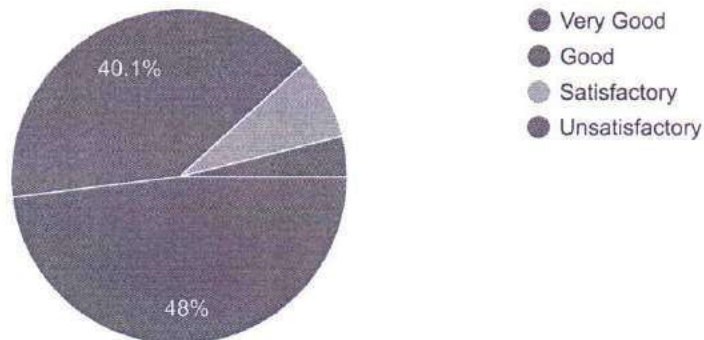
### 2 Updated and informative APSU website

177 responses



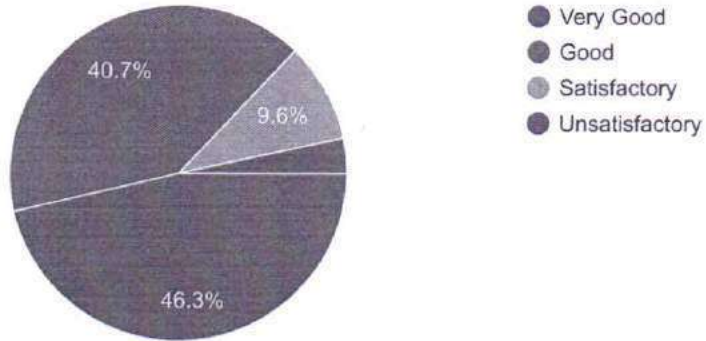
### 3 Happiness / Satisfaction about admission of my ward

177 responses



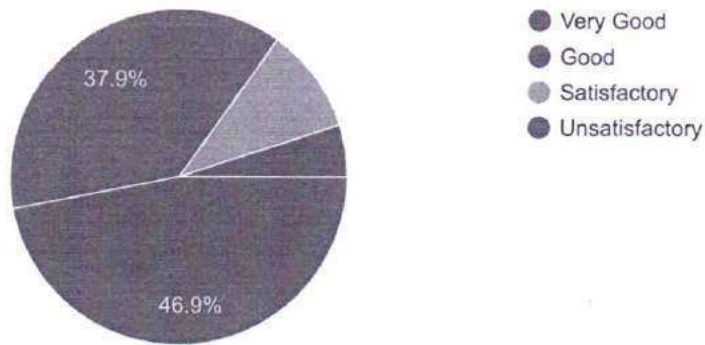
#### 4 Transparency in admission process

177 responses



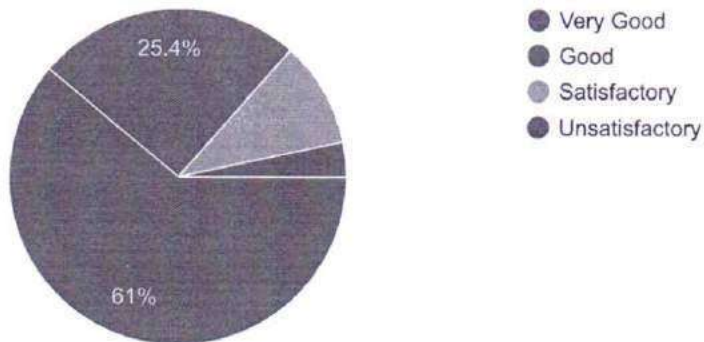
#### 5 Improvement in knowledge base through interaction with the faculty

177 responses



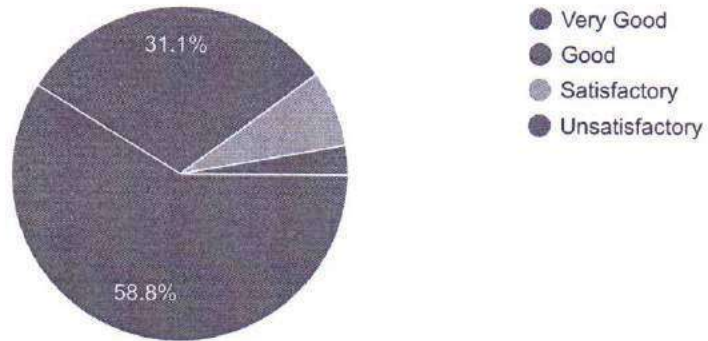
#### 6 Discipline in the University

177 responses



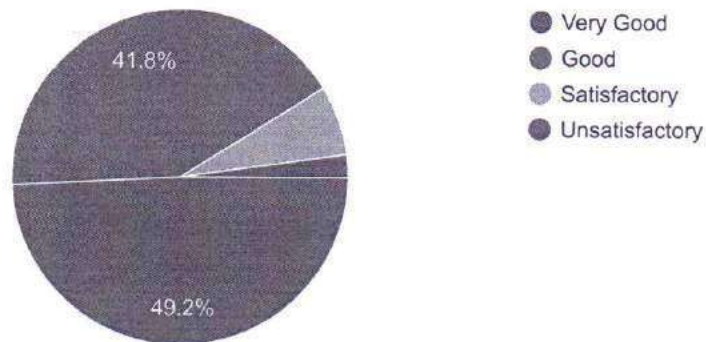
### 7 Atmosphere in the University

177 responses



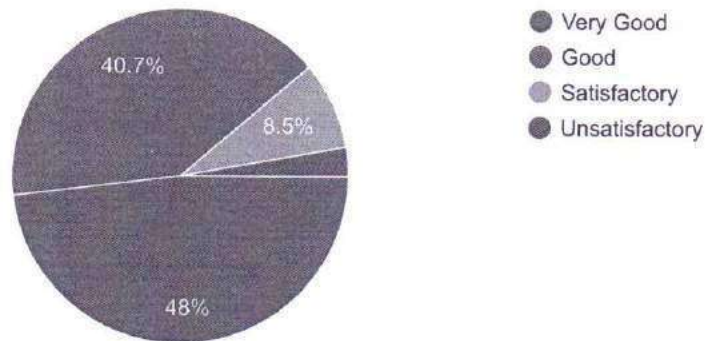
### 8 Overall personality development of my ward

177 responses



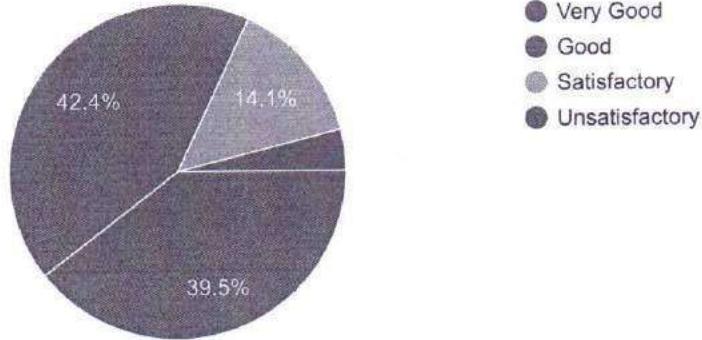
### 9 Course curriculum and its suitability

177 responses



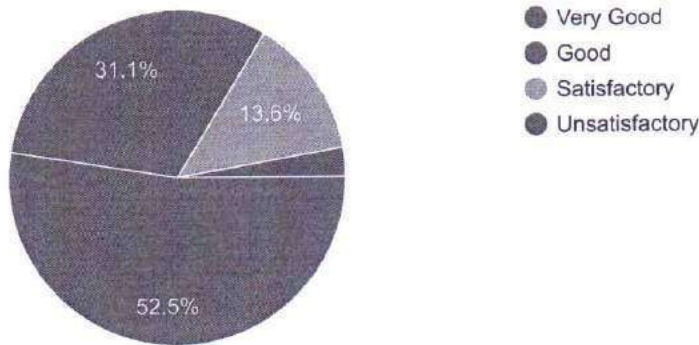
### 10 Employability and the curriculum

177 responses



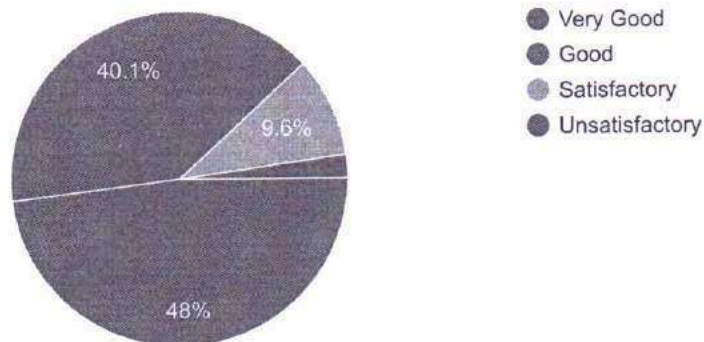
### 11 Syllabus in view of modern development

177 responses



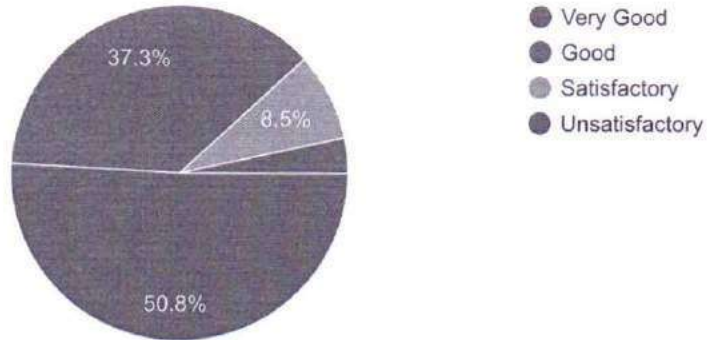
### 12 Participation of your ward

177 responses



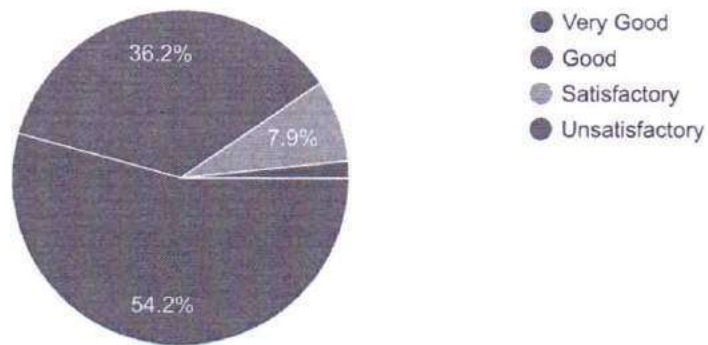
### 13 Transparency of examination process

177 responses



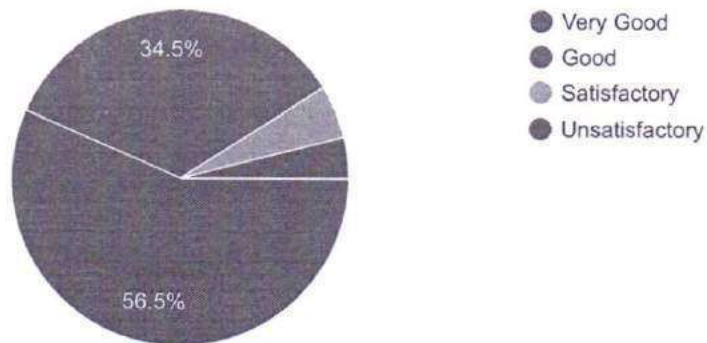
### 14 Work Environment

177 responses



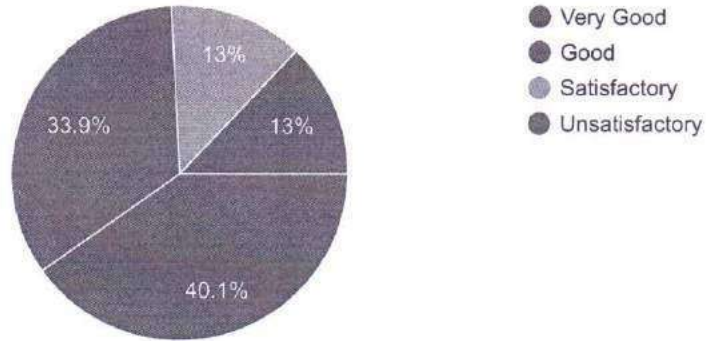
### 15 Campus Environment

177 responses



### 16 Hostel facilities

177 responses



### Further Suggestion :

132 responses

- No
- Nothing
- Yes
- Very good
- Good
- All good
- No suggestions
- Good education
- Never

This content is neither created nor endorsed by Google. [Report Abuse](#) - [Terms of Service](#) - [Privacy Policy](#)

Google Forms

R.K. Kataria

*Handwritten signature*  
12/28/22  
Registrar  
A. P. S. University  
Rewa (M. P.)